

OKLAHOMA

MEN'S BASKETBALL

Mike Houck, Associate Communications Director

McClendon Center for Intercollegiate Athletics

180 West Brooks, Suite 2525 | Norman, OK 73019

Office: (405) 325-8227 | Cell: (405) 249-5892 | E-Mail: mhouch@ou.edu

www.SoonerSports.com | Twitter: @SoonerSportscom; @SoonerHoops; @LonKruger

26 NCAA Tournaments | 4 Final Fours | 14 Conference Championships | 30 All-Americans | 27 Postseason Appearances In The Last 30 Years

Oklahoma Schedule/Results

N1	NORTHEASTERN STATE (Ex.)	W	85-51
N6	WASHBURN (Ex.)	W	85-59

N11	IDAHO STATE	W	78-74
N18	COPPIN STATE	W	92-65
N24	vs. Washington State #	W	74-59
N25	vs. Santa Clara #	W	85-73
N27	vs. Saint Louis #	L	63-83

D2	SACRAMENTO STATE	W	82-53
D8	ORAL ROBERTS	W	73-59
D10	ARKANSAS	W	78-63
D17	vs. Houston \$	W	79-74
D21	SOUTH CAROLINA STATE	W	83-48
D29	at Cincinnati %	L	55-56
D31	NORTHWESTERN STATE	W	83-63

J3	at Missouri	L	49-87
J7	KANSAS	L	61-72
J9	at Oklahoma State	L	65-72
J14	KANSAS STATE	W	82-73
J17	TEXAS TECH	W	64-55
J21	at Texas A&M	L (OT)	75-81
J24	BAYLOR	L	65-77
J28	at Kansas State	W	63-60

F1	at Kansas	L	62-84
F4	IOWA STATE	5 p.m.	ESPN2
F6	MISSOURI	6 p.m.	ESPN2
F11	at Texas Tech	7 p.m.	TTSN
F14	TEXAS	7 p.m.	Big 12
F18	at Iowa State	12:30 p.m.	Big 12
F22	OKLAHOMA STATE	7 p.m.	Big 12
F25	at Baylor	12:30 p.m.	Big 12
F29	at Texas	8 p.m.	ESPN2

M3	TEXAS A&M	3 p.m.	Big 12
M7-10	Big 12 Championship ^	TBD	B12/ESPN
M15-18	NCAA First/Second Rounds	TBD	CBS
M22-25	NCAA Regionals	TBD	CBS
M31/A2	NCAA Final Four	TBD	CBS

All times Central and subject to change

76 Classic (Anaheim, Calif.)

\$ All-College Classic (Oklahoma City)

% at U.S. Bank Arena

"Big 12" is Big 12 Network regional television

"TTSN" is Texas Tech Sports Network

Radio (Sooner Sports Network)


Play-by-Play.....Toby Rowland

Analyst.....Mike Houck

TV (ESPN2)

Play-by-Play.....Mark Jones

Analyst.....Jalen Rose

OKLAHOMA (13-8, 3-6)
SOONERS**At a Glance**

Date Saturday, Feb. 4
 Site Norman, Okla.
 Tip Time 5:05 p.m. CT
 Radio KOKC 1520 AM in OKC;
 KTBB 1430 AM in Tulsa; Sirius 85; XM 85
 TV ESPN2
 Series Oklahoma leads 110-77
 Last Meeting OU won 82-76 (1/29/11)

IOWA STATE (16-6, 6-3)
CYCLONES**PROJECTED OKLAHOMA STARTERS**

4 ANDREW FITZGERALD • F
 6-8 • 247 • Jr. • Baltimore, Md.
 Brewster Academy (N.H.)

PTS	REB	FG%	MIN
12.8	5.1	.487	26.9



NOTES: Has scored in double figures in 15 of the last 16 games ... Averaging 14.2 points on .505 field goal shooting the last 16 games ... Has scored at least 17 points in five of last 12 contests ... Scored a season-high 21 points vs. No. 18 Kansas State (9-for-10 field goal shooting) on Jan. 14 ... Ranks 15th in the Big 12 with his 13.6 points per conference game ... An honorable mention All-Big 12 selection last year ... Has started 54 straight games.

24 ROMERO OSBY • F
 6-8 • 232 • Jr. • Meridian, Miss.
 Mississippi State University

PTS	REB	FG%	MIN
12.3	8.0	.477	29.9



NOTES: Averaging 14.2 points and team-high 6.9 rebounds in Big 12 play ... Leads league with 3.1 offensive boards per game and ranks second with six double-doubles ... Has grabbed at least 10 boards eight times ... Has scored at least 18 points in five of last 10 games (career-high 19 Wednesday at Kansas) ... Averaging 16.1 points over last seven games ... Has 30 of team's 53 dunks (57%) ... Leads team with 11 charges taken (six in last three games).

1 SAM GROOMS • G
 6-1 • 203 • Jr. • Greensboro, N.C.
 Chipola College (Fla.)

PTS	REB	AST	MIN
6.1	3.0	5.6	30.9



NOTES: Has started all 21 games at point guard ... Ranks third in Big 12 in assists (5.6) and first in assist-to-turnover ratio (2.9) ... Has 31 assists and 5 turnovers over the last five games (6.2 ratio) ... Has recorded at least 7 assists nine times ... Has 10 games of one or zero turnovers ... Averaging just 1.5 turnovers in Big 12 play ... Averaging 30.9 minutes to rank second on team ... Rated as country's No. 3 juco prospect last year by JucoRecruiting.com.

2 STEVEN PLEDGER • G
 6-4 • 222 • Jr. • Chesapeake, Va.
 Atlantic Shores Christian School

PTS	REB	3FG%	MIN
17.8	4.1	.445	32.5



NOTES: Reigning Big 12 Player of the Week ... Ranks No. 2 in Big 12 in scoring (17.8) and No. 1 in treys per game (2.7) ... Ranks sixth in league in FG% (.484), fourth in 3-point FG% (.445) and fourth (12th nationally) in FT% (.897) ... Has six 20-plus scoring efforts this season after recording three all of last year ... Averaging 20.8 points (.578 FG%) in wins and 13.3 (.350 FG%) in losses ... Has made 44 of last 46 free throw attempts (27-for-28 in Big 12).

21 CAMERON CLARK • G
 6-6 • 198 • So. • Sherman, Texas
 Sherman High School

PTS	REB	AST	MIN
8.2	3.7	1.4	25.3



NOTES: Returned to starting lineup three games ago vs. Baylor after coming off bench previous three games (started first 47 games of career) ... Averaging 6.9 points over last 14 games (averaged 14.0 the previous five) ... All five of his 3-pointers on year came in back-to-back December games vs. Sacramento St. and Oral Roberts ... Shot .474 from field last year but owns a .395 mark this season ... Consensus national top-40 recruit out of high school.

OKLAHOMA'S TOP RESERVES

No.	Name	Position	Height	Weight	Class	Points	Rebounds	Assists	Minutes
15	Tyler Neal	F	6-7	227	So.	4.2	2.4	0.7	14.0
14	Carl Blair	G	6-2	205	Jr.	3.8	2.1	2.9	16.2
5	C.J. Washington	F	6-7	230	Sr.	2.3	3.4	0.3	10.7
32	Casey Arent	C	6-10	227	Jr.	1.4	2.2	0.1	7.4
31	Barry Honoré	F	6-7	270	Sr.	0.8	1.0	0.1	4.9

PROJECTED IOWA STATE STARTERS

No.	Name	Position	Height	Weight	Class	Points	Rebounds	Assists	Minutes
3	Melvin Ejim	F	6-6	220	So.	8.3	6.1	1.0	22.4
30	Royce White	F	6-8	270	So.	14.0	9.5	4.5	30.4
2	Chris Babb	G	6-5	225	Jr.	9.1	4.3	1.5	33.0
4	Chris Allen	G	6-3	205	Sr.	11.8	2.4	2.3	30.4
11	Scott Christopherson	G	6-3	195	Sr.	10.9	2.9	2.1	30.9

Head Coach Lon Kruger

► Lon Kruger was named Oklahoma's 14th head men's basketball coach on April 1, 2011.

► Owns a 492-312 (.612) collegiate record over 25 years.

► Has coached at Texas-Pan American (52-59 record from 1982-86), Kansas State (81-46 from 1986-90), Florida (104-80 from 1990-96), Illinois (81-48 from 1996-00) and UNLV (161-71 from 2004-11).

► Served as head coach of NBA's Atlanta Hawks from 2000-03 (69-122 record) and was an assistant for New York Knicks (2003-04 season).

► Averaged 25.4 wins at UNLV over the last five years (four NCAA appearances and one NIT trip) and won at least 21 games each of those five seasons.

► Coached UNLV to a 55-25 (.688) Mountain West Conference record the last five seasons.

► Has taken teams to 13 NCAA Tournaments (14-13 record) and four NITs (4-5 record).

► Coached Florida to the 1994 Final Four, Kansas State to the 1988 Elite Eight and UNLV to the 2007 Sweet 16.

► Has led all five of the college programs he has coached to 20-win seasons.

► Is one of five coaches in Division I college basketball history to take four different schools to the NCAA Tournament and is one of three coaches to win an NCAA Tournament game at four schools.

► Is one of just two head coaches in Division I history to lead at least four different schools to multiple NCAA Tournament wins.

► Is one of four coaches to lead three different schools to NCAA Sweet 16 appearances.



Lon Kruger Year by Year

Year	School	Record	Pct.
1982-83	Pan American	7-21	.250
1983-84	Pan American	13-14	.481
1984-85	Pan American	12-16	.429
1985-86	Pan American	20-8	.714
1986-87	* Kansas State	20-11	.645
1987-88	* Kansas State	25-9	.735
1988-89	* Kansas State	19-11	.633
1989-90	* Kansas State	17-15	.531
1990-91	Florida	11-17	.393
1991-92	^ Florida	19-14	.576
1992-93	^ Florida	16-12	.571
1993-94	* Florida	29-8	.784
1994-95	* Florida	17-13	.567
1995-96	Florida	12-16	.429
1996-97	* Illinois	22-10	.688
1997-98	* Illinois	23-10	.697
1998-99	Illinois	14-18	.438
1999-00	* Illinois	22-10	.688
2004-05	^ UNLV	17-14	.548
2005-06	UNLV	17-13	.567
2006-07	* UNLV	30-7	.811
2007-08	* UNLV	27-8	.771
2008-09	^ UNLV	21-11	.656
2009-10	* UNLV	25-9	.735
2010-11	* UNLV	24-9	.727
2011-12	Oklahoma	13-8	.619
Totals		492-312	.612

* NCAA Tournament

^ National Invitation Tournament

SATURDAY'S GAME BASICS

Oklahoma returns to Lloyd Noble Center for the first of two straight home games when it hosts Iowa State on Saturday at 5 p.m. CT. The Sooners, who lost 84-62 at No. 8 Kansas on Wednesday, are 9-2 at home on the season. The Cyclones, winners of four of their last five, are 2-4 in true road games. They are coming off a 72-70 home win over Kansas State on Tuesday. Saturday's contest will air on the Sooner Radio Network (KOKC AM 1520 in Oklahoma City; KTBZ AM 1430 in Tulsa; Sirius 85; XM 85) with **Toby Rowland** and **Mike Houck** announcing. The game will be televised by ESPN2 with **Mark Jones** and **Jalen Rose** calling the action.

SOONER STORYLINES

► Oklahoma holds a 110-77 all-time advantage over Iowa State and is 60-21 against the Cyclones in Norman. The Sooners have won five straight in the series and nine of the last 11. They have won seven straight in Norman.

► In their lone meeting last year, OU posted an 82-76 overtime win at Iowa State behind a career-high 38 points from **Steven Pledger**. Pledger was 7-for-13 from 3-point range and scored 17 of the Sooners' final 21 points, including 12 in overtime. The 38 points were fifth most by a guard in OU history.

► OU's top three scorers — Pledger (.504), **Andrew Fitzgerald** (.520) and **Romero Osby** (.527) — are shooting a combined .516 from the field at Lloyd Noble Center this year and have teamed for a .831 free throw mark.

► Oklahoma is the only school in the Big 12 that has three players ranked in the top 15 in scoring in league play. Pledger averages 16.6 points a game (ranks fifth) and is followed by Osby (14.2; ranks 14th) and Fitzgerald (13.6; ranks 15th). The trio has combined for 399 of the team's 524 points (68 percent) in conference play.

► Six of OU's first nine conference contests have been played against ranked opponents. Only two of the Sooners' final nine league games are against teams currently ranked in the top 25 (vs. Missouri on Monday and at Baylor Feb. 25).

► Out of 338 Division I teams, OU ranks No. 24 in offensive rebounds per game (14.1), No. 29 in free throw percentage (.743) and No. 48 in total rebounds per game (37.8).

► OU has been held to a total of 32 3-point makes over the last 10 games (3.2 average) and Pledger has 25 of the conversions during the stretch. The Sooners averaged 6.7 treys over their first 11 games.

► In OU's wins, Pledger is averaging 20.8 points on .578 field goal shooting. In the team's losses, Pledger is averaging 13.3 points on .350 shooting.

► In Big 12 games, Oklahoma ranks second in the league with its +2.6 average turnover margin. OU averages just 11.8 turnovers while opponents average 14.3. The Sooners have outscored league foes 150-121 off turnovers in Big 12 play.

► The Sooners have scored at least 75 points 10 times in their 21 games after doing it seven times in their 32 contests last year.

► Oklahoma has been superb at the free throw line in Big 12 play with its .760 mark. Pledger (27-for-28) and **Carl Blair** (18-for-21) are a combined 45-for-49 (.918) at the stripe. Pledger has missed two free throws since Dec. 10 (44 for his last 46).

Stats Comparison



CATEGORY	OU	I STATE
Overall Record	13-8	16-6
Points Per Game	72.0	74.1
Opp. Points Per Game	68.1	66.6
Rebounds Per Game	37.8	36.8
Rebounding Margin	+4.0	+4.0
Field Goal Pct.	.438	.452
Opp. Field Goal Pct.	.426	.429
3-Point Pct.	.373	.378
Opp. 3-Point Pct.	.327	.302
Free Throw Pct.	.743	.675
Personal Fouls Per Game	17.4	16.1
Assists Per Game	14.0	13.8
Turnovers Per Game	12.7	12.8
Blocked Shots Per Game	3.5	3.0
Steals Per Game	6.9	5.9



► Steven Pledger

OKLAHOMA NUMERICAL ROSTER

No.	Name	Position	Height	Weight	Class	Hometown (Last School)
1	Sam Grooms	G	6-1	203	Jr.	Greensboro, N.C. (Chipola College [Fla.])
2	Steven Pledger**	G	6-4	222	Jr.	Chesapeake, Va. (Atlantic Shores Christian School)
3	T.J. Franklin	G	5-11	175	Sr.	Fort Worth, Texas (North Crowley HS)
4	Andrew Fitzgerald**	F	6-8	247	Jr.	Baltimore Md. (Brewster Academy [N.H.])
5	C.J. Washington*	F	6-7	230	Sr.	Stringtown, Okla. (Connors State JC)
12	Jarrod Kruger#	G	6-1	174	So.	Topeka, Kan. (Kansas State University)
13	James Frascilla	G	5-10	142	Fr.	Dallas, Texas (Highland Park HS)
14	Carl Blair*	G	6-2	205	Jr.	Houston, Texas (University of New Orleans)
15	Tyler Neal*	F	6-7	227	So.	Oklahoma City, Okla. (Putnam City West HS)
21	Cameron Clark*	G	6-6	198	So.	Sherman, Texas (Sherman HS)
22	Amath M'Baye#	F	6-9	214	Jr.	Bordeaux, France (University of Wyoming)
24	Romero Osby	F	6-8	232	Jr.	Meridian, Miss. (Mississippi State University)
31	Barry Honoré*	F	6-7	270	Sr.	Garland, Texas (Southern University)
32	Casey Arent	C	6-10	227	Jr.	Penryn, Calif. (Sierra College)

* Letters earned at Oklahoma #Sitting out 2011-12 season

2011-12 Big 12 Standings

Through Friday, Feb. 3

Team	Big 12			Overall		
	W	L	Pct.	W	L	Pct.
Kansas	8	1	.889	18	4	.818
Missouri	7	2	.778	20	2	.909
Baylor	7	2	.778	20	2	.909
Iowa State	6	3	.667	16	6	.727
Kansas State	4	5	.444	15	6	.714
Oklahoma State	4	5	.444	11	11	.500
Oklahoma	3	6	.333	13	8	.619
Texas	3	6	.333	13	9	.591
Texas A&M	3	6	.333	12	9	.571
Texas Tech	0	9	.000	7	14	.333



Oklahoma Quick Facts

Official Name: University of Oklahoma

Location: Norman, Okla.

Founded: 1890

Enrollment: 30,754

Nickname: Sooners

Colors: Crimson and Cream

President: David L. Boren

Athletics Director: Joe Castiglione

Arena: Lloyd Noble Center (12,000)

First Year of Basketball: 1907-08

NCAA Tournament Appearances: 26

NIT Appearances: 7

All-Time Record: 1,538-986 (.609)

Regular Season Conference Championships: 14 (1928, 1929, 1939, 1940, 1942, 1944, 1947, 1949, 1979, 1984, 1985, 1988, 1989, 2005)

Conference Tournament Championships: 7 (1979, 1985, 1988, 1990, 2001, 2002, 2003)

Head Coach: Lon Kruger (Kansas State '75)

Career Record: 492-312 (26th year)

Oklahoma Record: 13-8 (first year)

NCAA Appearances: 13 (most recent 2011)

NIT Appearances: 4 (most recent 2009)

Assistant Coaches: Chris Crutchfield (Nebraska-Omaha '92), Steve Henson (Kansas State '90), Lew Hill (Wichita State '88)

Director of Operations: Mike Shepherd (Kansas State '92)

Director of Student-Athlete Performance: Jozsef Szendrei (Oklahoma '03)

Video Coordinator: Scott Thompson

Equipment Manager: Marco Griego

Graduate Managers: Wade Mason, Teddy Owens

Athletics Trainer: Alex Brown

Team Physician: Dr. Brock Schnebel

Official Website: SoonerSports.com

► Rebounding was a major strength for OU in non-conference play. The Sooners finished that portion of their schedule with a +10.4 average rebounding margin. They have been outboarded in six of their nine league games, however, and own a -4.6 average margin in those nine. OU boasts a 297-247 offensive rebounding advantage on the year.

PLEDGER AMONG BIG 12'S OFFENSIVE LEADERS

► After averaging 8.6 points and shooting .386 from the field and .345 from 3-point range over his first two seasons, junior guard **Steven Pledger** is averaging 17.8 points this year while shooting .484 from the field and .445 from long distance. Pledger leads the Big 12 in 3-pointers per game (2.7) and ranks second in scoring, fourth in free throw percentage (.897; 12th nationally), sixth in field goal percentage and fourth in 3-point field goal percentage.

► Pledger, the reigning Big 12 Player of the Week, has scored in double figures in 19 of his 20 outings (held to nine Jan. 9 at Oklahoma State). He has scored at least 20 points six times after doing it three times all of last year, and has netted at least 15 points on eight other occasions.

► Pledger has already made nine more field goals (121) in 20 games this year than he did in 32 games last season (112). He has played 341 fewer minutes this season than last.

MORE INDIVIDUAL NOTES

► Junior point guard **Sam Grooms** leads the Big 12 (ranks 10th nationally) in assist-to-turnover ratio (2.9) and ranks third in the league in assists (5.6 apg). He has recorded one or zero turnovers 10 times in 21 games, including in four of the last five outings. During the current five-game stretch, Grooms has handed out 31 assists while committing just five turnovers (6.2 ratio). Only one Sooner in the last 15 years averaged more assists per game for an entire season than Grooms' current 5.6 average (6.9 by **Terrell Everett** in 2005-06).

► Junior forward **Andrew Fitzgerald** has scored in double figures in 15 of the last 16 games and is averaging 14.2 points on .505 shooting over those 16 outings (he averaged just 8.4 points on .400 shooting over the season's first five games). He has scored at least 17 points in five of the last 12 contests, including a season-high 21 Jan. 14 against Kansas State when he made a career-high nine field goals on 10 attempts. Fitzgerald has committed at least four fouls in six of the last eight games.

► Junior forward **Romero Osby** leads the Big 12 with his 3.1 offensive rebounds per game and ranks third with his 8.0 overall boards per outing. He is also tied for second with six double-doubles. He has recorded at least 10 rebounds on eight occasions this year (his career high entering the season was eight rebounds). Osby, who pulled down a career-high 18 boards vs. South Carolina State on Dec. 21, is averaging 16.1 points over the last seven games on .500 shooting. He has scored at least 18 points in five of the last 10 outings, including a career-high 19 points against No. 8 Kansas on Wednesday. His scoring surge can be partially attributed to his ability to get to the free throw line. He has 44 free throw attempts over the last seven games (made 33 for a .750 mark), exactly twice as many as the next highest total on the team during the span (22 attempts by **Steven Pledger**).

► Sophomore guard **Cameron Clark** returned to the starting lineup three games ago against Baylor after coming off the bench the previous three games (the only non-starts of his career). Clark, who has been held to single-digit scoring nine times in the last 12 games after scoring at least 10 points in six of the previous seven outings, is averaging 8.2 points on .395 shooting this year. Last season, he averaged 9.3 points on .474 shooting. All five of his 3-point makes this year came in back-to-back December games.

CLEANING THE GLASS

► OU ranks second in the Big 12 and 48th nationally in rebounds per game (37.8). It also ranks No. 2 in the league and No. 24 nationally with its 14.1 offensive rebounds per game, and No. 3 in the conference in offensive rebounding percentage at .391. The tallest Sooner in the starting lineup is 6-8.

► The Sooners have been outrebounded seven times in 21 games, but six of those occasions have taken place in nine Big 12 games.

► Oklahoma's top two rebounding totals of the 16-year Big 12 era have been recorded this year (63 vs. South Carolina State and 61 vs. Coppin State). They are the two highest totals among Big 12 teams on the season.

► The Sooners are averaging 5.6 more offensive rebounds per game this year than they did last season (14.1 to 8.5).

PREVIEWING IOWA STATE

► After going 16-16 overall and 3-13 in the Big 12 last season, Iowa State is off to a 16-6 start this year and is in fourth place in the league race with a 6-3 mark (two-game lead over Kansas State and Oklahoma State). The Cyclones have won four of their last five contests. They are 2-2 on the road in Big 12 play with 24-point wins over Texas A&M and Texas Tech, a nine-point loss at Kansas and a seven-point defeat at Texas. ISU received nine points in this week's ESPN/USA Today coaches poll and three in the AP poll.

► One of the most dangerous 3-point shooting teams in the country, the Cyclones lead the Big 12 with their 8.6 treys per game. They are the only squad in the nation to have four players each with at least 34 makes from behind the arc.

► Sophomore forward **Royce White** is the only player in the nation to lead his team in points (14.0), rebounds (9.5), assists (4.5), blocks (1.2) and steals (1.2). The 6-8, 270-pounder is tied with OU's **Romero Osby** for second in the Big 12 with six double-doubles, and recorded the fourth triple-double in school history with his 10 points, 18 rebounds and 10 assists Feb. 7 at Texas A&M. A transfer from Minnesota, White is shooting .529 from the field in Big 12 play and .403 (27-for-67) from the free throw line.

► Senior guards **Chris Allen** (11.8) and **Scott Christopherson** (10.9) also average double figures in scoring. Allen, a transfer from Michigan State, has made 44 treys and is shooting .361 from long range. Christopherson, a transfer from Marquette, has 34 3-point makes and is shooting .410 from behind the arc. The pair is shooting a combined .840 from the free throw line (121-for-144). Christopherson went 18-for-21 from the free throw line the last two games in home wins over Kansas and Kansas State.

Romero Osby's Double-Digit Rebounding Games

Opponent	Rebs.
Idaho State	10
Coppin State	10
vs. Santa Clara	10
vs. Houston	10
South Carolina State	18
at Cincinnati	12
at Oklahoma State	10
Baylor	11

AP Top 25 Poll**January 30**

School	Record
1. Kentucky (66)	21-1
2. Syracuse (2)	22-1
3. Ohio State	19-3
4. Missouri	19-2
5. North Carolina	18-3
6. Baylor	19-2
7. Duke	18-3
8. Kansas	17-4
9. Michigan State	17-4
10. Murray State	21-0
11. UNLV	20-3
12. Florida	17-4
13. Creighton	20-2
14. Georgetown	16-4
15. Marquette	18-4
16. Virginia	17-3
17. San Diego State	18-3
18. Saint Mary's	21-2
19. Wisconsin	17-5
20. Indiana	17-5
21. Florida State	14-6
22. Mississippi State	17-5
23. Michigan	16-6
24. Gonzaga	17-3
25. Vanderbilt	16-5

ESPN/USA Today Top 25 Poll**January 30**

School	Record
1. Kentucky (31)	21-1
2. Syracuse	22-1
3. Ohio State	19-3
4. Missouri	19-2
5. Duke	18-3
6. Baylor	19-2
7. North Carolina	18-3
8. Kansas	17-4
9. Murray State	21-0
10. Michigan State	17-4
11. Florida	17-4
12. Creighton	20-2
13. UNLV	20-3
14. Georgetown	16-4
15. Marquette	18-4
16. Saint Mary's	21-2
17. San Diego State	18-3
18. Virginia	17-3
19. Mississippi State	17-5
20. Indiana	17-5
21. Wisconsin	17-5
22. Michigan	16-6
23. Harvard	18-2
24. Florida State	14-6
25. Louisville	17-5

OU opponents and potential opponents in **bold**

► Junior guard **Chris Babb**, another long-range threat, contributes 9.1 points per game. The Penn State transfer has a team-high 48 makes from 3-point range and is shooting .350 from deep. He is 5-for-28 from behind the arc over the last six games.

► **Fred Hoiberg** is in his second year as a collegiate head coach and owns a 32-22 record. He was a 1995 third-team All-American at Iowa State and is the school's third-leading all-time scorer (1,993 points). The Ames native played 10 years in the NBA.

OU-IOWA STATE SERIES HISTORY

Oklahoma owns a 110-77 all-time series lead against Iowa State and is 60-21 in games played in Norman (24-4 at Lloyd Noble Center). The Sooners have won five straight over the Cyclones and nine of the last 11. They also boast a seven-game home winning streak in the series. OU is 12-5 against Iowa State since the start of the Big 12 Conference (7-0 at home). Iowa State's last win in Norman came during the 1995-96 season (final year of the Big Eight Conference), when the No. 22 Cyclones took a 70-58 contest.

LAST YEAR VS. THE CYCLONES (BOX SCORE ON PAGE 13 OF THESE NOTES)

► **Steven Pledger** scored 12 of his career-high 38 points in overtime as Oklahoma ended a 19-game losing streak away from home in an 82-76 win at Iowa State last January. Pledger nailed a career-high seven 3-pointers on 13 attempts. His trey with 35 seconds left in regulation forced overtime and he went 4-for-4 from the field (2-for-2 from deep) in the extra session.

► Pledger scored 17 of OU's final 21 points of the game, including the first 10 of overtime and 12 of its 15 in the extra session. He added three rebounds, three assists, a blocked shot and two steals without a turnover in 44 minutes.

► The Sooners led 34-19 before settling for a 38-30 halftime advantage. ISU took its first lead (54-53) at the 8:23 mark of the second half and later went up by six (67-61 with 3:35 remaining). OU scored the final six points of regulation (five by Pledger) to force OT.

► With 11 points, then-freshman **Cameron Clark** was the only Sooner besides Pledger to score in double figures. He added four rebounds and a career-high four assists in 44 minutes.

► Iowa State entered the game averaging 8.8 treys but went just 5-for-24 from long distance (.208). It missed its first 12 attempts.

► Oklahoma posted the win despite being outrebounded 45-34. The Cyclones pulled down 14 offensive boards to OU's six and outscored the Sooners 14-4 in second-chance points.

WEDNESDAY'S KANSAS RECAP (BOX SCORE ON PAGE 12 OF THESE NOTES)

► Trailing 34-31 at halftime, Oklahoma allowed No. 8 Kansas to shoot .714 from the field in the second half of an 84-62 Jayhawks win in Lawrence, Kan., on Wednesday. KU made its first 10 field goal attempts of the second-half and finished the game with a .554 mark, the highest allowed by OU since the Big 12 opener at Missouri.

► The Jayhawks used a 25-8 run over the first 8:12 of the second half to take a 20-point lead (59-39).

► Junior forward **Romero Osby** scored a career-high 19 points on 6-for-16 field goal and 6-for-7 free throw shooting. He added a 3-pointer on his only attempt (fourth make of the season) and pulled down a team-high seven rebounds.

► Junior guard **Steven Pledger** netted 17 points on 6-for-13 shooting. He made his only two 3-point attempts (now shooting .445 on the season) and went 3-for-4 from the free throw line. His free throw miss snapped a string of 24 straight makes.

► Junior forward **Andrew Fitzgerald** was 7-for-12 from the field and netted 14 points while battling foul trouble (played 22 minutes).

► Kansas forward **Thomas Robinson** finished with 20 points, 14 rebounds and four assists.

UP NEXT

Oklahoma hosts No. 4 Missouri on Monday at 6 p.m. CT. The game will be televised by ESPN.

QUANTIFYING OU'S BASKETBALL TRADITION

► This is the 105th season of Oklahoma varsity basketball (the program's first game was Nov. 26, 1907).

► OU owns a 1,538-986 (.609) all-time record, ranking it 30th in NCAA Division I history in wins and 41st in winning percentage.

► Oklahoma has participated in four NCAA Final Fours (1939, 1947, 1988 and 2002) and in two NCAA championship games (it lost to Holy Cross in 1947 and to Kansas in 1988).

► OU has made 26 NCAA Tournament appearances and seven postseason NIT showings. It has made 22 NCAA Tournament appearances over the last 29 years.

► Oklahoma has made 27 postseason appearances over the last 30 years (22 NCAA Tournaments and five NITs).

► The Sooners have won 14 regular season conference championships (most recently in 2005) and seven conference tournament titles (including the 2001, 2002 and 2003 Big 12 crowns).

► The Sooners posted the eighth best NCAA Division I winning percentage (.731) in the 1980s and the eighth best (.738) in the 2000s.

► Twenty different Sooners have earned All-America honors a total of 30 times. They have earned consensus first-team All-America acclaim nine times and consensus second-team honors on four occasions.

► **Wayman Tisdale** was a three-time consensus first-team All-American during his three seasons at OU (1983-85).

► Oklahoma players have earned first-team all-conference accolades a total of 73 times.

► The Sooners own a winning record against eight of the other nine members of the Big 12 Conference (Kansas is the only league program with a series lead against OU).

► OU has played its home games in four different venues: the OU Gymnasium (1907-1919), the R.O.T.C. Armory (1919-1928), the OU Field House (1928-75) and Lloyd Noble Center (1975-present).

PLAYER NOTES

1 SAM GROOMS (6-1, 203, JUNIOR, GUARD)

- ▶ Point guard who is averaging 6.1 points, 3.0 boards and 5.6 assists in 30.9 minutes a contest.
- ▶ Ranks third in Big 12 in assists and first (10th nationally) in assist-to-turnover ratio (2.9).
- ▶ Has 31 assists and just 5 turnovers over the last five games (6.2 ratio).
- ▶ Has recorded 1 or 0 turnovers 10 times in 21 games (four of last five).
- ▶ Point guard who transferred from Chipola College in Florida.
- ▶ Rated as nation's third-best junior college player in 2010-11 by JucoRecruiting.com.
- ▶ Started 50 games in his two seasons at Chipola (averaged 11.1 points, 5.9 assists last year).

2 STEVEN PLEDGER (6-4, 222, JUNIOR, GUARD)

- ▶ Scored a career-high 38 points (career highs of 12 field goals, 7 treys and 7 free throw makes) in overtime win at Iowa State last season (scored 17 of team's final 21 points).
- ▶ Reigning Big 12 Player of the Week (averaged 23.5 points, 5.5 rebounds and 2.5 assists).
- ▶ Recorded a 30-point game at K-State last Saturday (third-highest career total).
- ▶ Averaging 17.8 points (ranks No. 2 Big 12), 4.1 rebounds and 1.7 assists in 32.5 minutes.
- ▶ Leads Big 12 (conference games) in free throw percentage at .964 (27-for-28).
- ▶ Has made 44 of his last 46 free throw attempts (.957) going back to Dec. 10 Arkansas game.
- ▶ Ranks fourth in Big 12 with his .445 3-point percentage and first with his 2.7 treys/game.
- ▶ Averaging 20.8 points in team's wins and 13.3 in losses.
- ▶ Recorded first career double-double vs. Houston on Dec. 17 (31 points, 10 rebounds).
- ▶ Has six games of at least 20 points this year (had three all of last season).
- ▶ Averaged a team-high 15.4 points in OU's wins last year compared to 7.4 points in losses.

3 T.J. FRANKLIN (5-11, 175, SENIOR, GUARD)

- ▶ Averaging 2.8 minutes in his 11 games this year (has 4 points and 3 assists).
- ▶ Registered 2 points (third career FG) and 1 assist in two minutes at Kansas on Wednesday.
- ▶ A walk-on point guard who is the only fourth-year player on team.
- ▶ Played a total of 16 minutes last year (12 games) and scored four points.
- ▶ Helped North Crowley HS (Fort Worth, Texas) to 38-1 record and 2008 Class 5A state title.
- ▶ Voted by teammates as squad's hardest worker, best leader by example, most impressive in the weight room, fastest from baseline to baseline and best video game player.
- ▶ An information studies major at OU who graduated No. 7 in his high school class.

4 ANDREW FITZGERALD (6-8, 247, JUNIOR, FORWARD)

- ▶ Averaging 12.8 points and 5.1 rebounds (ranks second on team in both categories).
- ▶ Turned in a season-high 21-point outing vs. No. 18 Kansas State (9-for-10 from field) Jan. 14.
- ▶ Has scored in double figures in 15 of last 16 games (at least 17 in 5 of last 12 outings).
- ▶ Averaging 14.2 points the last 16 games after averaging 8.0 the first five.
- ▶ Shooting .505 from field the last 16 outings after shooting .400 the first five.
- ▶ Has started 54 consecutive games.
- ▶ OU's leading returning scorer (12.6) and rebounder (5.0) from last season. Also led team with his 21 blocked shots and 34 steals in an average of 30.8 minutes per game.
- ▶ An honorable mention All-Big 12 selection as a sophomore last season.
- ▶ Started all 32 games last year and scored at least 10 points 22 times (at least 20 four times).
- ▶ Arrived at OU in summer 2009 weighing 273 pounds but entered 2011-12 season at 247.

5 C.J. WASHINGTON (6-7, 230, SENIOR, FORWARD)

- ▶ Averaging 2.3 points and 3.4 rebounds in 10.7 minutes a game (DNP in season opener).
- ▶ Seven of his career-high 12 boards (in 13 min.) against South Carolina State were offensive.
- ▶ Leads team in rebounds per minute (40-minute projection is 12.5 boards).
- ▶ Handed out 3 assists vs. Coppin State in his first game of year (recorded 2 all of last season).
- ▶ Came off bench in each of his 31 games last year and averaged 2.5 points and 3.1 rebounds.
- ▶ A first-team junior college All-American at Connors State College (Warner, Okla.) in 2009-10 when he averaged 19.3 points, a school-record 13.0 rebounds and 1.8 block per game.
- ▶ Named the 2010 Region II Junior College Player of the Year and Region II Tournament MVP.
- ▶ Recorded 25 double-doubles in his 32 games (including a stretch of 14 straight).

13 JAMES FRASCHILLA (5-10, 142, FRESHMAN, GUARD)

- ▶ A walk-on point guard from Dallas, Texas, who has 2 points in his 8 appearances (11 minutes).
- ▶ Helped Highland Park HS to a 22-8 record last year and a District 10-4A championship.
- ▶ Averaged 5.9 points, 5.0 assists and 2.7 steals as a senior to earn all-district honors.
- ▶ Voted by teammates as the Sooner who would make the best college head coach.
- ▶ Son of ESPN analyst and former college head coach Fran Fraschilla.

14 CARL BLAIR (6-2, 205, JUNIOR, GUARD)

- ▶ Averaging 3.8 points and 2.9 assists in 16.2 minutes a game.
- ▶ Has just four points over the last five games after averaging 12.0 the previous three outings.
- ▶ Ranks fourth in the Big 12 (league games) with his 2.1 steals per contest.
- ▶ Has started four games on the season (season opener and three of the last six).
- ▶ Set OU personal career highs with 20 points, 10 rebounds and 5 steals off bench Jan. 9 at OSU.
- ▶ Started year 12-for-25 (.480) from 3-point range but has missed his last 12 attempts.
- ▶ Played in 30 of team's 32 games last year and made 25 starts (including last 22 contests).
- ▶ Averaged 7.5 points and team-high 4.7 assists in 27.6 minutes a game.
- ▶ Recorded from New Orleans who averaged 9.2 points, 4.4 rebounds and 3.7 assists in 2009-10.
- ▶ Recorded triple-double at New Orleans (13 points, 10 rebounds and 11 assists).

15 TYLER NEAL (6-7, 227, SOPHOMORE, FORWARD)

- ▶ Has come off the bench to average 4.2 points and 2.4 boards in 14.0 minutes an outing.
- ▶ Shooting .356 (16-for-45) from 3-point range and .792 (19-for-24) from free throw line.
- ▶ Averaging just 1.3 points in 9.6 minutes over last 10 games (5-for-16 FG shooting).
- ▶ Recorded a career-high 18-point game vs. Arkansas Dec. 10 (career highs of 4 treys, 4 assists).
- ▶ Played in 26 of team's 32 games last year as a freshman and made six starts.
- ▶ Averaged 4.2 points and 2.3 rebounds in 12.5 minutes a game.
- ▶ Earned state-player-of-the-year honors from Gatorade, the Oklahoma Coaches Association and The Oklahoman as a high school senior at Putnam City West.

21 CAMERON CLARK (6-6, 198, SOPHOMORE, GUARD)

- ▶ Returned to starting lineup Jan. 24 vs. Baylor after coming off bench 3 straight games.
- ▶ Has started 50 of his 53 career games.
- ▶ Averaging 6.9 points the last 14 games after averaging 14.0 the previous five.
- ▶ Has scored in double figures four times in last 14 games (three times in last six).
- ▶ Held scoreless vs. Arkansas (Dec. 10) and at Cincinnati (Dec. 29).
- ▶ Ranked fourth on team in scoring (9.3 ppg) last year and third in rebounding (4.5 rpg).
- ▶ Ranked eighth in Big 12 (second among freshmen) with his 33.6 minutes per game.
- ▶ Averaged 13.1 points in wins and 6.3 points in losses.
- ▶ Played at least 40 minutes on seven occasions.
- ▶ Ranked No. 32 as a high school senior by ESPN, No. 34 by Rivals.com and No. 39 by Scout.com.

24 ROMERO OSBY (6-8, 232, JUNIOR, FORWARD)

- ▶ Averaging 12.3 points and team-high 8.0 rebounds in 29.9 minutes a game.
- ▶ Has scored at least 18 points in four of last seven outings (at OSU, vs. K-State, at A&M, at KU).
- ▶ Averaging 16.1 points (.500 field goal shooting) the last seven games.
- ▶ Ranks third in Big 12 in rebounding and first in offensive rebounding (3.1 per game).
- ▶ Tied for second in Big 12 (with Iowa State's Royce White) with six double-doubles.
- ▶ Has grabbed 10+ rebounds in eight of 21 outings (at least 6 boards in all but five games).
- ▶ Has recorded 30 of team's 53 dunks on the year (57 percent).
- ▶ His 18 rebounds vs. S.C. State Dec. 21 tied as most by a Sooner in three seasons.
- ▶ Sat out last season after transferring from Mississippi State University.
- ▶ Averaged 4.2 points and 2.6 rebounds in 12.8 minutes a game during his two seasons at MSU.
- ▶ Rated No. 57 nationally by Rivals.com and No. 70 by Scout.com out of high school.

31 BARRY HONORÉ (6-7, 270, SENIOR, FORWARD)

- ▶ Averaging 0.8 points, 1.0 rebound and 0.5 blocks in 4.9 minutes a game (played in 17 games).
- ▶ Recorded OU career highs of 4 points, 4 boards and 2 assists Dec. 31 vs. Northwestern State.
- ▶ A walk-on who transferred from Southern University and is one of three seniors on the team.
- ▶ Averaged 1.2 points and 1.0 rebound in 5.7 minutes a game last year (shot .632 from field).
- ▶ Named 2008 Southwestern Athletic Conference Freshman of the Year after averaging 8.8 points and 5.1 rebounds a game at Southern.
- ▶ Started 54 of his 60 games during his two-year career at Southern.

32 CASEY ARENT (6-10, 227, JUNIOR, CENTER)

- ▶ Averaging 1.4 points and 2.2 boards in 7.4 minutes per outing (has played in 18 of 21 games).
- ▶ Has 18 offensive rebounds and 22 defensive boards.
- ▶ Turned in a 4-point, 4-rebound game (8 minutes) Jan. 21 at Texas A&M.
- ▶ Rated as the nation's 22nd-best juco player last year by JucoRecruiting.com.
- ▶ Earned first-team All-Big 8 and first-team all-state honors as a sophomore last year at Sierra College in Rocklin, Calif.
- ▶ Averaged 19.1 points and 11.4 rebounds per game last season (17 double-doubles).

SEASON STATISTICS

#	Player	gp-gs	min	avg	Total		3-Point		F-Throw		Rebounds				pf	dq	a	to	blk	stl	pts	avg
					fg-fga	fg%	3fg-fga	3fg%	ft-fa	ft%	off	def	tot	avg								
02	Pledger, Steven	20-20	650	32.5	121-250	.484	53-119	.445	61-68	.897	28	53	81	4.1	44	1	34	37	4	21	356	17.8
11	Newell, Calvin	5-0	98	19.6	25-51	.490	10-26	.385	5-7	.714	3	5	8	1.6	4	0	4	4	0	3	65	13.0
04	Fitzgerald, Andrew	21-21	565	26.9	114-234	.487	0-0	.000	41-59	.695	52	55	107	5.1	65	2	8	26	11	15	269	12.8
24	Osby, Romero	21-21	627	29.9	95-199	.477	4-11	.364	64-87	.736	65	102	167	8.0	47	1	17	32	25	14	258	12.3
21	Clark, Cameron	21-18	531	25.3	68-172	.395	5-14	.357	32-47	.681	17	61	78	3.7	41	0	29	32	8	14	173	8.2
01	Grooms, Sam	21-21	648	30.9	42-129	.326	6-30	.200	39-58	.672	12	51	63	3.0	38	0	117	40	2	21	129	6.1
15	Neal, Tyler	21-0	293	14.0	27-68	.397	16-45	.356	19-24	.792	14	37	51	2.4	31	1	14	24	2	11	89	4.2
14	Blair, Carl	21-4	340	16.2	19-65	.292	12-37	.324	30-39	.769	10	35	45	2.1	33	0	60	43	2	31	80	3.8
05	Washington, C.J.	20-0	214	10.7	21-40	.525	0-0	.000	4-8	.500	25	42	67	3.4	26	0	6	5	9	7	46	2.3
32	Arent, Casey	18-0	133	7.4	11-28	.393	0-0	.000	4-4	1.000	18	22	40	2.2	25	0	1	13	2	6	26	1.4
31	Honore, Barry	17-0	84	4.9	5-12	.417	0-0	.000	4-7	.571	13	4	17	1.0	7	0	2	5	8	0	14	0.8
03	Franklin, T.J.	11-0	31	2.8	2-9	.222	0-2	.000	0-0	.000	1	3	4	0.4	3	0	3	4	0	2	4	0.4
13	Fraschilla, James	8-0	11	1.4	1-2	.500	0-0	.000	0-0	.000	1	0	1	0.1	2	0	0	0	0	0	2	0.3
Team											38	26	64				1					
Total.....		21	4225		551-1259	.438	106-284	.373	303-408	.743	297	496	793	37.8	366	5	295	266	73	145	1511	72.0
Opponents.....		21	4225		506-1187	.426	147-450	.327	272-382	.712	247	462	709	33.8	387	11	298	307	60	122	1431	68.1

TEAM STATISTICS	OU	OPP
SCORING	1511	1431
Points per game	72.0	68.1
Scoring margin	+3.8	-
FIELD GOALS-ATT	551-1259	506-1187
Field goal pct	.438	.426
3 POINT FG-ATT	106-284	147-450
3-point FG pct	.373	.327
3-pt FG made per game	5.0	7.0
FREE THROWS-ATT	303-408	272-382
Free throw pct	.743	.712
F-Throws made per game	14.4	13.0
REBOUNDS	793	709
Rebounds per game	37.8	33.8
Rebounding margin	+4.0	-
ASSISTS	295	298
Assists per game	14.0	14.2
TURNOVERS	266	307
Turnovers per game	12.7	14.6
Turnover margin	+2.0	-
Assist/turnover ratio	1.1	1.0
STEALS	145	122
Steals per game	6.9	5.8
BLOCKS	73	60
Blocks per game	3.5	2.9
ATTENDANCE	91856	77448
Home games-Avg/Game	11-8351	5-12367
Neutral site-Avg/Game	-	5-3123

Date	Opponent		Score	Att.
11/11/11	IDAHO STATE	w	78-74	7622
11/18/11	COPPIN STATE	w	92-65	7460
# 11/24/11	vs Washington State	w	74-59	1457
# 11/25/11	vs Santa Clara	w	85-73	1777
# 11/27/11	vs Saint Louis	L	63-83	2637
12/02/11	SACRAMENTO STATE	w	82-53	7460
12/08/11	ORAL ROBERTS	w	73-59	7699
12/10/11	ARKANSAS	w	78-63	9077
\$ 12/17/11	vs Houston	w	79-74	5303
12/21/11	SOUTH CAROLINA STATE	w	83-48	8136
% 12/29/11	vs Cincinnati	L	55-56	4439
12/31/11	NORTHWESTERN STATE	w	83-63	8532
* 01/03/12	at Missouri	L	49-87	15061
* 01/07/12	KANSAS	L	61-72	11268
* 01/09/12	at Oklahoma State	L	65-72	9478
* 01/14/12	KANSAS STATE	w	82-73	8812
* 01/17/12	TEXAS TECH	w	64-55	7786
* 01/21/12	at Texas A&M	Lot	75-81	8468
* 01/24/12	BAYLOR	L	65-77	8004
* 01/28/12	at Kansas State	w	63-60	12528
* 02/01/12	at Kansas	L	62-84	16300

76 Classic (Anaheim, Calif.)

\$ All-College Classic (Oklahoma City, Okla.)

% at U.S. Bank Arena (Cincinnati, Ohio)

* = Conference game

Score by Periods	1st	2nd	OT	Totals
Oklahoma	719	782	10	1511
Opponents	631	784	16	1431

BIG 12 GAMES ONLY

##	Player	gp-gs	min	avg	Total		3-Point		F-Throw		Rebounds				pf	dq	a	to	blk	stl	pts	avg
					fg-fga	fg%	3fg-fga	3fg%	ft-fga	ft%	off	def	tot	avg								
02	Pledger, Steven	9-9	313	34.8	50-121	.413	22-55	.400	27-28	.964	9	28	37	4.1	22	1	12	17	2	8	149	16.6
24	Osby, Romero	9-9	301	33.4	45-93	.484	2-5	.400	36-48	.750	27	35	62	6.9	27	0	6	19	13	7	128	14.2
04	Fitzgerald, Andrew	9-9	267	29.7	53-109	.486	0-0	.000	16-23	.696	22	21	43	4.8	32	2	4	15	2	7	122	13.6
21	Clark, Cameron	9-6	234	26.0	27-66	.409	0-1	.000	17-22	.773	6	28	34	3.8	17	0	10	12	0	7	71	7.9
14	Blair, Carl	9-3	159	17.7	10-38	.263	4-19	.211	18-21	.857	5	19	24	2.7	13	0	26	15	1	19	42	4.7
01	Grooms, Sam	9-9	302	33.6	16-56	.286	0-8	.000	10-16	.625	5	16	21	2.3	18	0	52	14	2	9	42	4.7
05	Washington, C.J.	9-0	101	11.2	7-13	.538	0-0	.000	1-4	.250	9	14	23	2.6	18	0	1	2	3	4	15	1.7
15	Neal, Tyler	9-0	82	9.1	4-15	.267	1-8	.125	2-4	.500	5	5	10	1.1	6	0	4	10	1	3	11	1.2
03	Franklin, T.J.	3-0	6	2.0	1-2	.500	0-0	.000	0-0	.000	0	1	1	0.3	0	0	1	0	0	0	2	0.7
32	Arent, Casey	8-0	35	4.4	2-4	.500	0-0	.000	0-0	.000	3	6	9	1.1	7	0	0	1	0	2	4	0.5
31	Honore, Barry	5-0	20	4.0	0-2	.000	0-0	.000	0-1	.000	3	0	3	0.6	2	0	0	1	1	0	0	0.0
13	Fraschilla, James	3-0	5	1.7	0-0	.000	0-0	.000	0-0	.000	0	0	0	0.0	0	0	0	0	0	0	0	0.0
Team											10	10	20									
Total.....		9	1825		215-519	.414	29-96	.302	127-167	.760	104	183	287	31.9	162	3	116	106	25	66	586	65.1
Opponents.....		9	1825		233-495	.471	63-178	.354	132-178	.742	108	220	328	36.4	159	3	134	129	30	51	661	73.4

TEAM STATISTICS	OU	OPP	Date	Opponent	Score	Att.
SCORING	586	661	* 01/03/12	at Missouri	L 49-87	15061
Points per game	65.1	73.4	* 01/07/12	KANSAS	L 61-72	11268
Scoring margin	-8.3	-	* 01/09/12	at Oklahoma State	L 65-72	9478
FIELD GOALS-ATT	215-519	233-495	* 01/14/12	KANSAS STATE	W 82-73	8812
Field goal pct	.414	.471	* 01/17/12	TEXAS TECH	W 64-55	7786
3 POINT FG-ATT	29-96	63-178	* 01/21/12	at Texas A&M	Lot 75-81	8468
3-point FG pct	.302	.354	* 01/24/12	BAYLOR	L 65-77	8004
3-pt FG made per game	3.2	7.0	* 01/28/12	at Kansas State	W 63-60	12528
FREE THROWS-ATT	127-167	132-178	* 02/01/12	at Kansas	L 62-84	16300
Free throw pct	.760	.742				
F-Throws made per game	14.1	14.7				
REBOUNDS	287	328				
Rebounds per game	31.9	36.4				
Rebounding margin	-4.6	-				
ASSISTS	116	134				
Assists per game	12.9	14.9				
TURNOVERS	106	129				
Turnovers per game	11.8	14.3				
Turnover margin	+2.6	-				
Assist/turnover ratio	1.1	1.0				
STEALS	66	51				
Steals per game	7.3	5.7				
BLOCKS	25	30				
Blocks per game	2.8	3.3				
ATTENDANCE	35870	61835				
Home games-Avg/Game	4-8968	5-12367				
Neutral site-Avg/Game	-	0-0				

Score by Periods	1st	2nd	OT	Totals
Oklahoma	277	299	10	586
Opponents	293	352	16	661

SEASON RESULTS

Date	Opponent	Score	W/L	Attend.	Points Leader	Rebounds Leader	Assists Leader
11/11	Idaho State	78-74	W	7,622	Newell 19	Osby 10	Grooms 8
11/18	Coppin State	92-65	W	7,460	Pledger 20	Osby 10	Blair, Clark 4
11/24	vs. Washington State #	74-59	W	1,457	Newell 18	Fitzgerald 7	Grooms 10
11/25	vs. Santa Clara #	85-73	W	1,777	Pledger 26	Fitzgerald 13	Grooms 6
11/27	vs. Saint Louis #	63-83	L	2,637	Clark, Osby 14	Clark, Osby 6	Pledger 2
12/2	Sacramento State	82-53	W	7,460	Clark 18	Blair 5	Pledger 5
12/8	Oral Roberts	73-59	W	7,699	Pledger 17	Clark 8	Grooms 5
12/10	Arkansas	78-36	W	9,077	Pledger 22	Fitzgerald 8	Neal 4
12/17	vs. Houston \$	79-74	W	5,303	Pledger 31	Osby, Pledger 10	Grooms 8
12/21	South Carolina State	83-48	W	8,136	Pledger 22	Osby 18	Grooms 6
12/29	at Cincinnati %	55-56	L	4,439	Fitzgerald 18	Osby 12	Grooms 9
12/31	Northwestern State	83-63	W	8,532	Osby, Pledger 18	Clark 9	Blair 6
1/3	at Missouri (7)	49-87	L	15,061	Fitzgerald 18	Fitzgerald 6	Grooms 7
1/7	Kansas (14)	61-72	L	11,268	Pledger 14	Osby 9	Grooms 5
1/9	at Oklahoma State	65-72	L	9,478	Blair 20	Blair, Osby 10	Clark 3
1/14	Kansas State (18)	82-73	W	8,812	Fitzgerald 21	Osby, Pledger 6	Grooms 9
1/17	Texas Tech	64-55	W	7,786	Pledger 17	Osby 8	Blair, Grooms 4
1/21	at Texas A&M	75-81	L (OT)	8,468	Osby 18	Fitzgerald 7	Grooms 7
1/24	Baylor (6)	65-77	L	8,004	Pledger 17	Osby 11	Grooms 7
1/28	at Kansas State (22)	63-60	W	12,528	Pledger 30	Clark 6	Grooms 7
2/1	at Kansas (8)	62-84	L	16,300	Osby 19	Osby 7	Grooms 6
2/4	Iowa State						
2/6	Missouri						
2/11	at Texas Tech						
2/14	Texas						
2/18	at Iowa State						
2/22	Oklahoma State						
2/25	at Baylor						
2/29	at Texas						
3/3	Texas A&M						

Associated Press rankings in parentheses

76 Classic (Anaheim, Calif.)

\$ All-College Classic (Oklahoma City, Okla.)

% at U.S. Bank Arena

Record Summary	Overall	Home	Away	Neutral
All Games	13-8	9-2	1-5	3-1
Big 12 Games	3-6	2-2	1-4	0-0
Non-Conference Games	10-2	7-0	0-1	3-1

POINTS-REBOUNDS-ASSISTS

Date	Opponent	1 GROOMS	2 PLEDGER	3 FRANKLIN	4 FTZGERLD	5 WASHGTON	11 NEWELL	13 FRASCH.	14 BLAIR	15 NEAL	21 CLARK	24 OSBY	31 HONORÉ	32 ARENT
11/11	Idaho State	<u>11-6-8</u>	DNP	0-0-0	<u>7-1-0</u>	DNP	19-2-0	DNP	<u>12-6-5</u>	4-7-1	<u>2-3-0</u>	<u>17-10-4</u>	2-0-0	4-1-0
11/18	Coppin State	<u>4-4-1</u>	<u>20-2-3</u>	0-0-0	<u>10-8-0</u>	6-8-3	14-2-1	0-0-0	6-0-4	9-3-1	<u>4-4-4</u>	<u>11-10-0</u>	2-3-0	6-9-1
11/24	vs. Washington State #	<u>9-1-10</u>	<u>14-2-0</u>	0-0-1	<u>9-7-0</u>	0-2-0	18-1-3	DNP	0-0-0	2-3-0	<u>11-2-1</u>	<u>9-6-0</u>	0-0-0	2-3-0
11/25	vs. Santa Clara #	<u>12-5-6</u>	<u>26-7-0</u>	DNP	<u>12-13-0</u>	0-4-0	8-2-0	DNP	2-0-2	3-2-0	<u>11-2-1</u>	<u>9-10-1</u>	0-0-0	2-2-0
11/27	vs. Saint Louis #	<u>0-2-1</u>	<u>11-3-2</u>	DNP	<u>4-2-0</u>	2-2-0	6-1-0	DNP	3-1-1	7-1-0	<u>14-6-1</u>	<u>14-6-0</u>	0-0-0	2-1-0
12/2	Sacramento State	<u>9-4-4</u>	<u>15-1-5</u>	2-0-1	<u>13-4-1</u>	2-1-1	**	DNP	5-5-3	8-3-1	<u>18-3-3</u>	<u>8-4-3</u>	2-1-0	0-3-0
12/8	Oral Roberts	<u>2-4-5</u>	<u>17-3-3</u>	0-0-0	<u>16-3-0</u>	8-6-1	**	0-0-0	2-0-3	5-3-1	<u>16-8-2</u>	<u>7-7-0</u>	0-0-0	0-2-0
12/10	Arkansas	<u>6-3-3</u>	<u>22-3-2</u>	0-1-0	<u>17-8-0</u>	0-2-0	**	0-0-0	3-2-2	18-5-4	<u>0-1-3</u>	<u>10-7-2</u>	2-3-0	0-0-0
12/17	vs. Houston \$	<u>10-2-8</u>	<u>31-10-0</u>	DNP	<u>10-6-2</u>	0-0-0	**	DNP	0-2-2	9-6-1	<u>14-2-0</u>	<u>5-10-0</u>	0-0-0	DNP
12/21	South Carolina State	<u>7-3-6</u>	<u>22-5-1</u>	0-1-1	<u>17-2-0</u>	5-12-0	**	2-1-0	3-2-5	3-2-1	<u>8-2-1</u>	<u>10-18-1</u>	2-2-0	4-9-0
12/29	at Cincinnati %	<u>6-5-9</u>	<u>11-6-1</u>	DNP	<u>18-9-1</u>	0-2-0	**	DNP	0-1-1	8-5-0	<u>0-2-3</u>	<u>12-12-0</u>	0-1-0	DNP
12/31	Northwestern State	<u>11-3-4</u>	<u>18-2-5</u>	0-0-0	<u>14-1-0</u>	8-5-0	**	0-0-0	2-2-6	2-1-0	<u>4-9-0</u>	<u>18-5-0</u>	4-4-2	2-1-0
1/3	at Missouri (7)	<u>4-1-7</u>	<u>11-4-0</u>	0-1-0	<u>18-6-0</u>	0-2-0	**	0-0-0	2-0-0	0-0-1	<u>8-1-3</u>	<u>6-3-1</u>	0-0-0	0-2-0
1/7	Kansas (14)	<u>4-2-5</u>	<u>14-4-0</u>	0-0-0	<u>11-7-1</u>	2-2-0	**	0-0-0	11-0-3	1-0-0	<u>9-5-1</u>	<u>9-9-0</u>	0-2-0	0-0-0
1/9	at Oklahoma State	<u>2-2-0</u>	<u>9-3-1</u>	DNP	<u>12-9-0</u>	0-0-0	**	DNP	20-10-2	0-7-0	<u>4-7-3</u>	<u>18-10-1</u>	0-0-0	0-1-0
1/14	Kansas State (18)	<u>4-3-9</u>	<u>18-6-2</u>	DNP	<u>21-3-0</u>	2-0-0	**	DNP	<u>5-3-5</u>	4-0-1	10-3-0	<u>18-6-0</u>	DNP	0-0-0
1/17	Texas Tech	<u>7-4-4</u>	<u>17-3-0</u>	DNP	<u>13-4-1</u>	0-4-0	**	DNP	<u>0-2-4</u>	2-0-0	10-3-0	<u>15-8-0</u>	0-0-0	0-1-0
1/21	at Texas A&M	<u>9-3-7</u>	<u>16-4-3</u>	DNP	<u>17-7-0</u>	4-4-0	**	DNP	<u>0-3-3</u>	0-1-0	7-3-2	<u>18-5-2</u>	DNP	4-4-0
1/24	Baylor (6)	<u>7-0-7</u>	<u>17-6-4</u>	DNP	<u>13-3-0</u>	2-2-1	**	DNP	2-1-1	0-0-1	<u>8-1-0</u>	<u>16-11-0</u>	DNP	0-0-0
1/28	at Kansas State (22)	<u>4-4-7</u>	<u>30-5-1</u>	DNP	<u>3-1-2</u>	4-3-0	**	DNP	2-2-5	0-1-0	<u>11-6-1</u>	<u>9-3-0</u>	DNP	DNP
2/1	at Kansas (8)	<u>1-2-6</u>	<u>17-2-1</u>	2-0-1	<u>14-3-0</u>	1-6-0	**	0-0-0	0-3-3	4-1-1	<u>4-5-0</u>	<u>19-7-2</u>	0-1-0	0-1-0
2/4	Iowa State													
2/6	Missouri													
2/11	at Texas Tech													
2/14	Texas													
2/18	at Iowa State													
2/22	Oklahoma State													
2/25	at Baylor													
2/29	at Texas													
3/3	Texas A&M													

Associated Press rankings in parentheses

76 Classic (Anaheim, Calif.)

\$ All-College Classic (Oklahoma City, Okla.)

% at U.S. Bank Arena

** Left team

MISCELLANEOUS STATS

Dunks

Romero Osby.....	30
Cameron Clark.....	13
Andrew Fitzgerald.....	3
Tyler Neal.....	2
Steven Pledger.....	2
Casey Arent.....	1
Calvin Newell.....	1
C.J. Washington.....	1

Charges Taken

Romero Osby.....	11
Andrew Fitzgerald.....	7
Steven Pledger.....	3
Casey Arent.....	2
Sam Grooms.....	2
Tyler Neal.....	2
Carl Blair.....	1
Cameron Clark.....	1
T.J. Franklin.....	1
C.J. Washington.....	1

GAME-BY-GAME TEAM STATS

	FG-A	Pct.	3FG-A	Pct.	FT-A	Pct.	O/D/T	PF	A	TO	B	S	1	2	TP
Idaho State at Oklahoma	28-60 23-63	.467 .365	7-24 8-23	.292 .348	11-17 24-33	.647 .727	12/25/37 18/23/41	30 20	22 18	20 15	0 6	7 8	34 31	40 47	74 78
Coppin State at Oklahoma	20-55 36-79	.364 .456	9-33 10-24	.273 .417	16-27 10-13	.593 .769	10/17/27 28/33/61	14 21	13 18	15 15	2 5	8 5	23 42	42 50	65 92
Oklahoma # vs. Washington State #	27-60 22-52	.450 .423	9-20 7-17	.450 .412	11-18 8-11	.611 .727	13/19/32 13/22/35	14 18	14 12	11 22	3 3	7 5	38 40	36 19	74 59
Santa Clara # vs. Oklahoma #	24-68 28-60	.353 .467	14-33 5-16	.424 .313	11-13 24-32	.846 .750	12/21/33 15/34/49	24 18	17 10	9 11	2 4	4 1	19 42	54 43	73 85
Saint Louis # vs. Oklahoma #	29-48 25-60	.604 .417	9-17 3-10	.529 .300	16-20 10-15	.800 .667	5/24/29 15/16/31	17 22	19 5	11 12	1 1	1 5	39 30	44 33	83 63
Sacramento State at Oklahoma	19-43 31-54	.442 .574	6-11 11-20	.545 .550	9-14 9-12	.643 .750	7/16/23 9/20/29	14 11	13 22	22 12	1 6	7 16	25 45	28 37	53 82
Oral Roberts at Oklahoma	22-60 27-54	.367 .500	1-15 3-7	.067 .429	14-19 16-20	.737 .800	16/15/31 14/24/38	18 19	11 15	12 15	3 3	9 7	24 34	35 39	59 73
Arkansas at Oklahoma	20-58 26-50	.345 .520	7-27 8-16	.259 .500	16-20 18-23	.800 .783	12/14/26 11/27/38	20 16	11 16	13 17	5 4	7 6	15 37	38 41	63 78
Houston \$ vs. Oklahoma \$	30-68 27-64	.441 .422	9-25 6-10	.360 .600	5-7 19-24	.714 .792	18/19/37 19/21/40	21 12	14 13	13 9	2 2	2 7	37 40	37 39	74 79
South Carolina State at Oklahoma	20-59 32-81	.339 .395	2-16 6-21	.125 .286	6-17 13-20	.353 .650	8/28/36 26/37/63	18 16	10 16	15 8	5 5	6 8	39 24	44 24	83 48
Oklahoma % at Cincinnati %	23-60 17-61	.383 .279	5-16 7-30	.313 .233	4-9 15-20	.444 .750	14/32/46 13/24/37	17 15	15 11	17 8	2 3	4 8	24 19	31 37	55 56
Northwestern State at Oklahoma	22-60 31-55	.367 .564	6-24 3-5	.250 .600	13-19 18-22	.684 .818	13/17/30 11/27/38	19 18	11 17	18 18	3 7	7 5	29 40	34 43	63 83
Oklahoma at Missouri (7)	18-54 32-54	.333 .593	3-11 12-21	.273 .571	10-10 11-14	1.000 .786	7/16/23 9/29/38	15 13	12 17	8 9	2 5	3 4	25 43	24 44	49 87
Kansas (14) at Oklahoma	29-58 19-50	.500 .380	4-19 3-9	.211 .333	10-14 20-28	.714 .714	13/21/34 15/19/34	23 13	17 10	13 17	4 3	14 7	33 34	39 27	72 61
Oklahoma at Oklahoma State	24-74 22-57	.324 .386	4-17 5-20	.235 .250	13-20 23-30	.650 .767	22/28/50 12/32/44	23 18	7 13	10 13	1 2	9 2	22 35	43 37	65 72
Kansas State (18) at Oklahoma	25-64 28-51	.391 .549	10-30 4-9	.333 .444	13-18 22-26	.722 .846	24/20/44 6/18/24	20 16	16 17	19 13	3 2	6 12	29 38	44 44	73 82
Texas Tech at Oklahoma	15-46 21-54	.326 .389	7-14 1-11	.500 .091	18-25 21-26	.720 .808	9/28/37 8/26/34	25 21	11 9	21 12	4 8	4 9	22 29	33 35	55 64
Oklahoma at Texas A&M	32-65 31-59	.492 .525	4-14 7-19	.286 .368	7-11 12-22	.636 .545	14/21/35 14/22/36	23 14	17 15	9 10	3 1	5 3	34 34	31 31	75* 81*
Baylor (6) at Oklahoma	27-50 27-58	.540 .466	9-18 3-12	.500 .250	14-17 8-11	.824 .727	10/21/31 12/15/27	11 14	14 14	12 8	4 2	4 5	35 30	42 35	77 65
Oklahoma at Kansas State (22)	22-55 21-51	.400 .412	4-9 3-17	.444 .176	15-20 15-18	.750 .833	10/19/29 11/22/33	21 20	16 11	14 20	3 3	12 4	34 28	29 32	63 60
Oklahoma at Kansas (8)	24-58 31-56	.414 .554	3-4 6-20	.750 .300	11-15 16-20	.733 .800	10/21/31 6/25/31	16 15	14 20	15 12	1 4	4 10	31 34	31 50	62 84
Iowa State at Oklahoma															
Missouri at Oklahoma															
Oklahoma at Texas Tech															
Texas at Oklahoma															
Oklahoma at Iowa State															
Oklahoma State at Oklahoma															
Oklahoma at Baylor															
Oklahoma at Texas															
Texas A&M at Oklahoma															

Associated Press rankings in parentheses

76 Classic (Anaheim, Calif.)

\$ All-College Classic (Oklahoma City, Okla.)

% at U.S. Bank Arena

* overtime game

INDIVIDUAL HIGHS

OKLAHOMA HIGHS

Points	31, Steven Pledger vs. Houston (12/17)
Field Goals	11, Steven Pledger vs. Kansas State (1/28)
Field Goal Attempts	17, Steven Pledger vs. Kansas State (1/28) 17, Romero Osby vs. Oklahoma State (1/9) 17, Andrew Fitzgerald vs. Oral Roberts (12/8)
Field Goal Pct. (min. 7 made)	.900 (9-for-10), Andrew Fitzgerald vs. Kansas State (1/14)
3-Point Field Goals	4, Steven Pledger vs. Kansas State (1/28) 4, Steven Pledger vs. Houston (12/17) 4, Tyler Neal vs. Arkansas (12/10) 4, Steven Pledger vs. Santa Clara (11/25) 4, Calvin Newell vs. Washington State (11/24) 4, Calvin Newell vs. Idaho State (11/11)
3-Point Field Goal Attempts	11, Calvin Newell vs. Idaho State (11/11)
3-Point Field Goal Pct. (min. 4 made)	.800 (4-for-5), Steven Pledger vs. Houston (12/17)
Free Throws	8, Sam Grooms vs. Santa Clara (11/25)
Free Throw Attempts	12, Sam Grooms vs. Santa Clara (11/25)
Free Throw Pct.	1.000 (7-for-7), Steven Pledger vs. Houston (12/17)
Rebounds	18, Romero Osby vs. South Carolina State (12/21)
Assists	10, Sam Grooms vs. Washington State (11/24)
Turnovers	6, Steven Pledger vs. Cincinnati (12/29)
Blocked Shots	5, Romero Osby vs. Texas Tech (1/17)
Steals	5, Carl Blair vs. Oklahoma State (1/9)

OPPONENT HIGHS

Points	28, Travis Releford, Kansas (1/7)
Field Goals	9, Perry Jones III, Baylor (1/24) 9, Travis Releford, Kansas (1/7) 9, BJ Young, Arkansas (12/10) 9, Brian Conklin, Saint Louis (11/27)
Field Goal Attempts	19, Kevin Foster, Santa Clara (11/25)
Field Goal Pct. (min. 7 made)	.818 (9-for-11), Brian Conklin, Saint Louis (11/27)
3-Point Field Goals	7, Evan Rocquemoire, Santa Clara (11/25)
3-Point Field Goal Attempts	12, Will Spradling, Kansas State (1/14)
3-Point Field Goal Pct. (min. 4 made)	.800 (4-for-5), Cody Ellis, Saint Louis (11/27)
Free Throws	9, Brian Williams, Oklahoma State (1/9)
Free Throw Attempts	11, Brian Williams, Oklahoma State (1/9)
Free Throw Pct.	1.000 (7-for-7), Jeff Withey, Kansas (2/1) 1.000 (7-for-7), Brian Conklin, Saint Louis (11/27)
Rebounds	17, Thomas Robinson, Kansas (2/1)
Assists	10, Evan Rocquemoire, Santa Clara (11/25)
Turnovers	7, Dylan Garrity, Sacramento State (12/2)
Blocked Shots	4, Omar Sanders, South Carolina State (12/21) 4, Hunter Mickelson, Arkansas (12/10)
Steals	3, eight players

OKLAHOMA'S TOP INDIVIDUAL PERFORMANCES

POINTS

31.....	Steven Pledger vs. Houston (12/17)
30.....	Steven Pledger vs. Kansas State (1/28)
26.....	Steven Pledger vs. Santa Clara (11/25)
22.....	Steven Pledger vs. South Carolina State (12/21)
22.....	Steven Pledger vs. Arkansas (12/10)
20.....	Carl Blair vs. Oklahoma State (1/9)
21.....	Andrew Fitzgerald vs. Kansas State (1/14)
20.....	Steven Pledger vs. Coppin State (11/18)

REBOUNDS

18.....	Romero Osby vs. South Carolina State (12/21)
13.....	Andrew Fitzgerald vs. Santa Clara (11/25)
12.....	Romero Osby vs. Cincinnati (12/29)
12.....	C.J. Washington vs. South Carolina State (12/21)
11.....	Romero Osby vs. Baylor (1/24)
10.....	Carl Blair vs. Oklahoma State (1/9)
10.....	Romero Osby vs. Oklahoma State (1/9)
10.....	Romero Osby vs. Houston (12/17)
10.....	Steven Pledger vs. Houston (12/17)
10.....	Romero Osby vs. Santa Clara (11/25)
10.....	Romero Osby vs. Coppin State (11/18)
10.....	Romero Osby vs. Idaho State (11/11)

ASSISTS

10.....	Sam Grooms vs. Washington State (11/24)
9.....	Sam Grooms vs. Kansas State (1/14)
9.....	Sam Grooms vs. Cincinnati (12/29)
8.....	Sam Grooms vs. Houston (12/17)
8.....	Sam Grooms vs. Idaho State (11/11)
7.....	Sam Grooms vs. Kansas State (1/28)
7.....	Sam Grooms vs. Baylor (1/24)
7.....	Sam Grooms vs. Texas A&M (1/21)
7.....	Sam Grooms vs. Missouri (1/3)

BLOCKED SHOTS

5.....	Romero Osby vs. Texas Tech (1/17)
3.....	C.J. Washington vs. Northwestern State (12/31)
3.....	Cameron Clark vs. Sacramento State (12/2)

STEALS

5.....	Carl Blair vs. Oklahoma State (1/9)
4.....	Carl Blair vs. Kansas State (1/28)

3-POINT FIELD GOALS

4.....	Steven Pledger vs. Kansas State (1/28)
4.....	Steven Pledger vs. Texas A&M (1/21)
4.....	Steven Pledger vs. South Carolina State (12/21)
4.....	Steven Pledger vs. Houston (12/17)
4.....	Tyler Neal vs. Arkansas (12/10)
4.....	Steven Pledger vs. Santa Clara (11/25)
4.....	Calvin Newell vs. Washington State (11/24)
4.....	Calvin Newell vs. Idaho State (11/11)

WEDNESDAY vs. KANSAS

Official Basketball Box Score -- Game Totals -- Final Statistics

Oklahoma vs Kansas

02/01/12 8 p.m. CT at Lawrence, Kan. (Allen Fieldhouse)

Oklahoma 62 • 13-8, 3-6

##	Player		Total			3-Ptr			Rebounds			PF	TP	A	TO	Blk	Stl	Min
			FG-FGA	FG-FGA	FT-FTA	FG-FGA	FG-FGA	FT-FTA	Off	Def	Tot							
04	Fitzgerald, Andrew	f	7-12	0-0	0-0	3	0	3	4	14	0	4	0	0	22			
24	Osby, Romero	f	6-16	1-1	6-7	3	4	7	4	19	2	2	1	0	32			
01	Grooms, Sam	g	0-3	0-1	1-2	0	2	2	0	1	6	2	0	1	30			
02	Pledger, Steven	g	6-13	2-2	3-4	0	2	2	1	17	1	2	0	1	37			
21	Clark, Cameron	g	2-6	0-0	0-0	1	4	5	3	4	0	2	0	0	30			
03	Franklin, T.J.		1-1	0-0	0-0	0	0	0	0	2	1	0	0	0	2			
05	Washington, C.J.		0-1	0-0	1-2	1	5	6	4	1	0	0	0	1	19			
13	Fraschilla, James		0-0	0-0	0-0	0	0	0	0	0	0	0	0	0	2			
14	Blair, Carl		0-2	0-0	0-0	1	2	3	0	0	3	2	0	1	15			
15	Neal, Tyler		2-3	0-0	0-0	0	1	1	0	4	1	0	0	0	7			
31	Honore, Barry		0-1	0-0	0-0	1	0	1	0	0	0	0	0	0	2			
32	Arent, Casey		0-0	0-0	0-0	0	1	1	0	0	0	1	0	0	2			
Team						0	0	0										
Totals			24-58	3-4	11-15	10	21	31	16	62	14	15	1	4	200			
FG % 1st Half:			12-26	46.2%	2nd half:	12-32	37.5%	Game:	24-58	41.4%	Deadball							
3FG % 1st Half:			2-2	100.0%	2nd half:	1-2	50.0%	Game:	3-4	75.0%	Rebounds							
FT % 1st Half:			5-6	83.3%	2nd half:	6-9	66.7%	Game:	11-15	73.3%	2							

Kansas 84 • 18-4, 8-1

##	Player		Total			3-Ptr			Rebounds			PF	TP	A	TO	Blk	Stl	Min
			FG-FGA	FG-FGA	FT-FTA	FG-FGA	FG-FGA	FT-FTA	Off	Def	Tot							
00	Robinson, Thomas	f	9-12	0-1	2-3	2	15	17	2	20	4	3	2	2	32			
05	Withey, Jeff	c	4-7	0-0	7-7	0	2	2	3	15	2	0	1	1	20			
10	Taylor, Tyshawn	g	7-13	2-6	5-6	0	1	1	1	21	6	3	0	2	30			
15	Johnson, Elijah	g	2-8	2-6	1-2	0	1	1	3	7	4	1	0	3	33			
24	Releford, Travis	g	5-6	1-2	1-2	3	3	6	0	12	1	1	0	0	33			
01	Tharpe, Naadir		0-1	0-1	0-0	0	1	1	1	0	1	1	0	0	3			
02	Teahan, Conner		1-5	1-3	0-0	1	0	1	1	3	1	0	0	1	20			
04	Wesley, Justin		1-1	0-0	0-0	0	0	0	1	2	0	0	0	0	11			
22	Lindsay, Merv		0-1	0-1	0-0	0	0	0	0	0	1	0	0	0	3			
25	Juenemann, Jordan		0-0	0-0	0-0	0	0	0	0	0	0	0	0	1	2			
40	Young, Kevin		2-2	0-0	0-0	0	1	1	3	4	0	3	1	0	13			
Team						0	1	1										
Totals			31-56	6-20	16-20	6	25	31	15	84	20	12	4	10	200			
FG % 1st Half:			11-28	39.3%	2nd half:	20-28	71.4%	Game:	31-56	55.4%	Deadball							
3FG % 1st Half:			3-12	25.0%	2nd half:	3-8	37.5%	Game:	6-20	30.0%	Rebounds							
FT % 1st Half:			9-10	90.0%	2nd half:	7-10	70.0%	Game:	16-20	80.0%	2,1							

Officials: Paul Janssen, Rick Crawford, J.B. Caldwell

Technical fouls: Oklahoma-None. Kansas-None.

Attendance: 16300

Score by periods	1st	2nd	Total
Oklahoma	31	31	62
Kansas	34	50	84

	In	Off	2nd	Fast	
Points	Paint	T/O	Chance	Break	Bench
OU	20	9	8	4	7
KU	46	15	8	14	9

Last FG - OU 2nd-00:20, KU 2nd-00:28.

Largest lead - OU None, KU by 31 2nd-04:06.

Score tied - 0 times.

Lead changed - 0 times.

LAST YEAR vs. IOWA STATE

Official Basketball Box Score -- Game Totals -- Final Statistics

Oklahoma vs Iowa State

01/29/11 8 p.m. CT at Ames, Iowa (Hilton Coliseum)

Oklahoma 82 • 11-9, 3-3

##	Player		Total	3-Ptr	Rebounds			PF	TP	A	TO	Blk	Stl	Min
			FG-FGA	FG-FGA	FT-FTA	Off	Def	Tot						
04	Fitzgerald, Andrew	f	2-7	0-0	3-6	1	4	5	4	7	2	1	2	30
02	Pledger, Steven	g	12-20	7-13	7-8	1	2	3	3	38	3	0	1	44
14	Blair, Carl	g	2-9	1-5	4-6	1	3	4	5	9	3	4	0	35
21	Clark, Cameron	g	4-7	1-1	2-4	2	2	4	2	11	4	3	0	44
34	Davis, Cade	g	3-7	1-5	0-2	0	5	5	4	7	0	2	1	37
05	Washington, C.J.		1-2	0-0	0-0	0	5	5	2	2	2	1	1	18
11	Newell, Calvin		1-3	1-2	3-6	0	2	2	1	6	0	1	0	10
15	Neal, Tyler		1-2	0-1	0-0	0	1	1	1	2	0	0	0	7
Team						1	4	5						
Totals			26-57	11-27	19-32	6	28	34	22	82	14	12	5	225

FG % 1st Half: 15-28 53.6% 2nd half: 7-24 29.2% OT: 4-5 80.0% Game: 26-57 45.6% Deadball
 3FG % 1st Half: 6-15 40.0% 2nd half: 3-10 30.0% OT: 2-2 100.0% Game: 11-27 40.7% Rebounds
 FT % 1st Half: 2-4 50.0% 2nd half: 12-18 66.7% OT: 5-10 50.0% Game: 19-32 59.4% 7,1

Iowa State 76 • 14-8, 1-6

##	Player		Total	3-Ptr	Rebounds			PF	TP	A	TO	Blk	Stl	Min
			FG-FGA	FG-FGA	FT-FTA	Off	Def	Tot						
15	Godfrey, Calvin	f	2-4	0-0	1-2	3	2	5	3	5	1	1	1	11
23	Vanderbeken, Jamie	c	0-7	0-5	2-2	0	5	5	4	2	1	2	2	41
05	Anderson, Jake	g	6-13	1-3	5-6	3	7	10	3	18	1	3	0	35
10	Garrett, Diante	g	7-15	2-6	2-2	0	5	5	3	18	4	5	0	37
11	Christopherson, Scott	g	5-12	1-6	3-4	0	2	2	3	14	3	2	0	44
00	Railey, Jordan		0-0	0-0	0-0	0	0	0	0	0	0	0	0	2
01	Palo, Bubu		0-4	0-2	0-0	0	4	4	2	0	0	1	1	20
03	Ejim, Melvin		6-11	1-2	6-7	6	6	12	5	19	2	2	0	35
Team						2	0	2			2			
Totals			26-66	5-24	19-23	14	31	45	23	76	12	18	4	225

FG % 1st Half: 11-27 40.7% 2nd half: 12-29 41.4% OT: 3-10 30.0% Game: 26-66 39.4% Deadball
 3FG % 1st Half: 0-8 0.0% 2nd half: 4-12 33.3% OT: 1-4 25.0% Game: 5-24 20.8% Rebounds
 FT % 1st Half: 8-10 80.0% 2nd half: 9-11 81.8% OT: 2-2 100.0% Game: 19-23 82.6% 1

Officials: Darron George, Brent Meaux, Warren Evans

Technical fouls: Oklahoma-None. Iowa State-None.

Attendance: 12128

Fouled Out: #14 Blair (OU) @ 3:42OT

#03 Ejim (ISU) @ 0:53.2OT

Score by periods	1st	2nd	OT	Total
Oklahoma	38	29	15	82
Iowa State	30	37	9	76

Points	In	Off	2nd	Fast	Bench
Paint	T/O	Chance	Break		
OU	16	15	4	6	10
ISU	36	16	14	2	19

Last FG - OU OT-01:46, ISU OT-00:04.

Largest lead - OU by 15 1st-05:34, ISU by 6 2nd-03:35.

Score tied - 6 times.

Lead changed - 6 times.



1 SAM GROOMS

6-1, 203, JUNIOR, GUARD
GREENSBORO, N.C.
(CHIPOLA JUNIOR COLLEGE [FLA.])

PTS	REB	AST	MIN
6.1	3.0	5.6	30.9

GROOMS GAME BY GAME IN 2011-12

Date	Opponent	MIN	FG	3FG	FT	O-D-T	PF	A	TO	B	S	TP
N11	Idaho State	*37	2-10	0-2	7-8	3-3-6	3	8	2	0	2	11
N18	Coppin State	*23	1-6	0-3	2-4	2-2-4	2	1	3	0	0	4
N24	vs. Washington State	*33	3-6	1-1	2-4	1-0-1	2	10	1	0	1	9
N25	vs. Santa Clara	*27	2-6	0-3	8-12	0-5-5	1	6	1	0	0	12
N27	vs. Saint Louis	*24	0-1	0-0	0-0	0-2-2	4	1	2	0	0	0
D2	Sacramento State	*28	3-5	2-2	1-2	0-4-4	0	4	1	0	3	9
D8	Oral Roberts	*29	0-3	0-1	2-2	0-4-4	2	5	4	0	2	2
D10	Arkansas	*34	2-5	1-2	1-2	0-3-3	0	3	3	0	1	6
D17	vs. Houston	*38	3-8	1-1	3-4	0-2-2	0	8	0	0	0	10
D21	South Carolina State	*18	2-6	1-5	2-2	0-3-3	3	6	1	0	1	7
D29	at Cincinnati	*32	3-10	0-2	0-1	1-4-5	2	9	5	0	1	6
D31	Northwestern State	*23	5-7	0-0	1-1	0-3-3	1	4	3	0	1	11
J3	at Missouri (7)	*29	2-6	0-2	0-0	0-1-1	3	7	2	0	1	4
J7	Kansas (14)	*32	2-4	0-0	0-2	1-1-2	1	5	1	0	1	4
J9	at Oklahoma State	*24	1-7	0-2	0-0	1-1-2	1	0	3	0	0	2
J14	Kansas State (18)	*36	1-4	0-0	2-2	1-2-3	3	9	3	1	2	4
J17	Texas Tech	*35	2-8	0-1	3-4	0-4-4	4	4	1	1	1	7
J21	at Texas A&M	*44	4-10	0-0	1-2	1-2-3	2	7	1	0	0	9
J24	Baylor (6)	*35	3-6	0-1	1-2	0-0-0	3	7	0	0	0	7
J28	at Kansas State (22)	*37	1-8	0-1	2-2	1-3-4	1	7	1	0	3	4
F1	at Kansas (8)	*30	0-3	0-1	1-2	0-2-2	0	6	2	0	1	1
F4	Iowa State											
F6	Missouri											
F11	at Texas Tech											
F14	Texas											
F18	at Iowa State											
F22	Oklahoma State											
F25	at Baylor											
F29	at Texas											
M3	Texas A&M											

* Starter

GROOMS' CAREER HIGHS

Points	12 vs. Santa Clara (11/25/11)
Field Goals	5 vs. Northwestern State (1/31)
Field Goal Attempts	10 (twice)
3-Point Field Goals	2 vs. Sacramento State (12/2/11)
3-Point Field Goal Attempts	3 (twice)
Free Throws Made	8 vs. Santa Clara (11/25/11)
Free Throw Attempts	12 vs. Santa Clara (11/25/11)
Rebounds	6 vs. Idaho State (11/11/11)
Assists	10 vs. Washington State (11/24/11)
Blocked Shots	1 (twice)
Steals	3 vs. Sacramento State (12/2/11)
Minutes Played	44 vs. Texas A&M (1/21/11)



2 STEVEN PLEDGER

6-4, 222, JUNIOR, GUARD
CHESAPEAKE, VA.
(ATLANTIC SHORES CHRISTIAN SCHOOL)

PTS	REB	3FG%	MIN
17.8	4.1	.445	32.5

PLEDGER GAME BY GAME IN 2011-12

Date	Opponent	MIN	FG	3FG	FT	O-D-T	PF	A	TO	B	S	TP
N11	Idaho State											DNP
N18	Coppin State	*20	8-14	3-8	1-1	1-1-2	3	3	0	0	0	20
N24	vs. Washington State	*25	4-8	3-6	3-3	1-1-2	3	0	1	0	3	14
N25	vs. Santa Clara	*31	10-15	4-8	2-4	3-4-7	1	0	1	0	0	26
N27	vs. Saint Louis	*35	4-13	1-4	2-3	0-3-3	4	2	2	0	1	11
D2	Sacramento State	*21	4-5	3-3	4-4	1-0-1	3	5	0	0	3	15
D8	Oral Roberts	*31	6-11	0-2	5-5	1-2-3	1	3	2	0	2	17
D10	Arkansas	*36	9-12	3-5	1-3	2-1-3	2	2	5	0	2	22
D17	vs. Houston	*37	10-13	4-5	7-7	4-6-10	1	0	1	0	2	31
D21	South Carolina State	*30	6-15	4-10	6-6	2-3-5	1	1	0	1	0	22
D29	at Cincinnati	*38	4-12	3-8	0-0	3-3-6	3	1	6	0	0	11
D31	Northwestern State	*33	6-11	3-5	3-4	1-1-2	0	5	2	1	0	18
J3	at Missouri (7)	*34	3-10	3-6	2-2	2-2-4	2	0	1	1	1	11
J7	Kansas (14)	*34	4-12	2-7	4-4	1-3-4	4	0	3	0	2	14
J9	at Oklahoma State	*37	3-13	1-5	2-2	0-3-3	5	1	0	0	0	9
J14	Kansas State (18)	*35	5-13	2-3	6-6	1-5-6	0	2	1	0	0	18
J17	Texas Tech	*32	6-13	1-6	4-4	1-2-3	2	0	3	1	1	17
J21	at Texas A&M	*37	5-15	4-10	2-2	0-4-4	3	3	0	0	2	16
J24	Baylor (6)	*34	7-15	3-9	0-0	3-3-6	1	4	4	0	0	17
J28	at Kansas State (22)	*33	11-17	4-7	4-4	1-4-5	4	1	3	0	1	30
F1	at Kansas (8)	*37	6-13	2-2	3-4	0-2-2	1	1	2	0	1	17
F4	Iowa State											
F6	Missouri											
F11	at Texas Tech											
F14	Texas											
F18	at Iowa State											
F22	Oklahoma State											
F25	at Baylor											
F29	at Texas											
M3	Texas A&M											

* Starter

PLEDGER'S CAREER HIGHS

Points	38 vs. Iowa State (1/29/11)
Field Goals	12 vs. Iowa State (1/29/11)
Field Goal Attempts	20 vs. Iowa State (1/29/11)
3-Point Field Goals	7 vs. Iowa State (1/29/11)
3-Point Field Goal Attempts	14 vs. Houston (11/26/09)
Free Throws Made	7 vs. Iowa State (1/29/11)
Free Throw Attempts	8 (twice)
Rebounds	10 vs. Houston (12/17/11)
Assists	6 (twice)
Blocked Shots	2 (twice)
Steals	3 (six times)
Minutes Played	44 vs. Iowa State (1/29/11)



3 T.J. FRANKLIN

5-11, 175, SENIOR, GUARD
FORT WORTH, TEXAS
(NORTH CROWLEY HS)

PTS	REB	AST	MIN
0.4	0.4	0.3	2.8

FRANKLIN GAME BY GAME IN 2011-12

Date	Opponent	MIN	FG	3FG	FT	O-D-T	PF	A	TO	B	S	TP
N11	Idaho State	+0	0-0	0-0	0-0	0-0-0	0	0	0	0	0	0
N18	Coppin State	7	0-0	0-0	0-0	0-0-0	2	0	1	0	1	0
N24	vs. Washington State	1	0-1	0-0	0-0	0-1-1	0	0	0	0	0	0
N25	vs. Santa Clara					DNP						
N27	vs. Saint Louis					DNP						
D2	Sacramento State	9	1-3	0-2	0-0	0-0-0	0	1	1	0	1	2
D8	Oral Roberts	0+	0-0	0-0	0-0	0-0-0	0	0	0	0	0	0
D10	Arkansas	1	0-0	0-0	0-0	0-1-1	0	0	0	0	0	0
D17	vs. Houston					DNP						
D21	South Carolina State	6	0-2	0-0	0-0	1-0-1	1	1	1	0	0	0
D29	at Cincinnati					DNP						
D31	Northwestern State	1	0-1	0-0	0-0	0-0-0	0	0	1	0	0	0
J3	at Missouri (7)	2	0-1	0-0	0-0	0-1-0	0	0	0	0	0	0
J7	Kansas (14)	2	0-0	0-0	0-0	0-0-0	0	0	0	0	0	0
J9	at Oklahoma State					DNP						
J14	Kansas State (18)					DNP						
J17	Texas Tech					DNP						
J21	at Texas A&M					DNP						
J24	Baylor (6)					DNP						
J28	at Kansas State (22)					DNP						
F1	at Kansas (8)	2	1-1	0-0	0-0	0-0-0	0	1	0	0	0	2
F4	Iowa State											
F6	Missouri											
F11	at Texas Tech											
F14	Texas											
F18	at Iowa State											
F22	Oklahoma State											
F25	at Baylor											
F29	at Texas											
M3	Texas A&M											

* Starter

FRANKLIN'S CAREER HIGHS

Points	3 vs. Texas Southern (11/18/10)
Field Goals	1 (three times)
Field Goal Attempts	3 vs. Sacramento State (12/2/11)
3-Point Field Goals	None
3-Point Field Goal Attempts	2 vs. Sacramento State (12/2/11)
Free Throws Made	2 vs. Mount St. Mary's (11/14/09)
Free Throw Attempts	4 (twice)
Rebounds	2 (twice)
Assists	2 (three times)
Blocked Shots	None
Steals	1 (twice)
Minutes Played	9 vs. Sacramento State (12/2/11)



4 ANDREW FITZGERALD

6-8, 247, JUNIOR, FORWARD
BALTIMORE, MD.
(BREWSTER ACADEMY [N.H.])

PTS	REB	FG%	MIN
12.8	5.1	.487	26.9

FITZGERALD GAME BY GAME IN 2011-12

Date	Opponent	MIN	FG	3FG	FT	O-D-T	PF	A	TO	B	S	TP
N11	Idaho State	*23	2-7	0-0	3-3	0-1-1	3	0	0	2	0	7
N18	Coppin State	*19	4-11	0-0	2-2	5-3-8	2	0	1	0	1	10
N24	vs. Washington State	*30	4-9	0-0	1-4	2-5-7	2	0	2	1	0	9
N25	vs. Santa Clara	*30	4-7	0-0	4-4	5-8-13	3	0	0	2	0	12
N27	vs. Saint Louis	*17	2-6	0-0	0-0	0-2-2	4	0	1	0	1	4
D2	Sacramento State	*22	6-8	0-0	1-2	1-3-4	2	1	1	0	3	13
D8	Oral Roberts	*31	8-17	0-0	0-0	1-2-3	3	0	1	1	1	16
D10	Arkansas	*23	7-11	0-0	3-4	4-4-8	4	0	1	1	0	17
D17	vs. Houston	*35	4-16	0-0	2-4	5-1-6	2	2	1	0	1	10
D21	South Carolina State	*22	8-11	0-0	1-2	1-1-2	2	0	0	0	0	17
D29	at Cincinnati	*29	7-13	0-0	4-7	5-4-9	2	1	1	2	1	18
D31	Northwestern State	*17	5-9	0-0	4-4	1-0-1	4	0	2	0	0	14
J3	at Missouri (7)	*32	8-15	0-0	2-2	1-5-6	2	0	2	0	0	18
J7	Kansas (14)	*26	5-16	0-0	1-2	4-3-7	4	1	2	0	1	11
J9	at Oklahoma State	*25	4-10	0-0	4-6	5-4-9	4	0	0	0	0	12
J14	Kansas State (18)	*35	9-10	0-0	3-4	2-1-3	4	0	2	1	2	21
J17	Texas Tech	*29	5-11	0-0	3-4	1-3-4	5	1	2	0	0	13
J21	at Texas A&M	*37	8-14	0-0	1-1	4-3-7	2	0	1	1	1	17
J24	Baylor (6)	*35	6-14	0-0	1-2	2-1-3	2	0	0	0	2	13
J28	at Kansas State (22)	*26	1-7	0-0	1-2	0-1-1	5	2	2	0	1	3
F1	at Kansas (8)	*22	7-12	0-0	0-0	3-0-3	4	0	4	0	0	14
F4	Iowa State											
F6	Missouri											
F11	at Texas Tech											
F14	Texas											
F18	at Iowa State											
F22	Oklahoma State											
F25	at Baylor											
F29	at Texas											
M3	Texas A&M											

* Starter

FITZGERALD'S CAREER HIGHS

Points	22 (three times)
Field Goals	9 vs. Kansas State (1/14/12)
Field Goal Attempts	17 (twice)
3-Point Field Goals	None
3-Point Field Goal Attempts	None
Free Throws Made	6 (five times)
Free Throw Attempts	8 vs. Texas A&M (3/6/10)
Rebounds	13 (twice)
Assists	3 vs. Baylor (2/27/10)
Blocked Shots	3 vs. Texas Tech (1/18/11)
Steals	5 vs. North Carolina Central (11/15/10)
Minutes Played	39 (twice)



5 C.J. WASHINGTON

6-7, 230, SENIOR, FORWARD
STRINGTOWN, OKLA.
(CONNORS STATE COLLEGE)

PTS	REB	AST	MIN
2.3	3.4	0.3	10.7


WASHINGTON GAME BY GAME IN 2011-12

Date	Opponent	MIN	FG	3FG	FT	O-D-T	PF	A	TO	B	S	TP
N11	Idaho State					DNP						
N18	Coppin State	18	3-4	0-0	0-0	3-5-8	2	3	1	0	0	6
N24	vs. Washington State	3	0-2	0-0	0-0	1-1-2	0	0	0	0	0	0
N25	vs. Santa Clara	8	0-1	0-0	0-0	0-4-4	0	0	0	1	0	0
N27	vs. Saint Louis	10	1-2	0-0	0-0	0-2-2	0	0	0	0	0	2
D2	Sacramento State	17	1-1	0-0	0-0	0-1-1	2	1	1	2	0	2
D8	Oral Roberts	17	3-4	0-0	2-2	3-3-6	2	1	0	0	0	8
D10	Arkansas	3	0-2	0-0	0-0	0-2-2	0	0	1	0	0	0
D17	vs. Houston	4	0-0	0-0	0-0	0-0-0	0	0	0	0	0	0
D21	South Carolina State	13	2-6	0-0	1-2	7-5-12	2	0	0	0	0	5
D29	at Cincinnati	6	0-0	0-0	0-0	0-2-2	0	0	0	0	0	0
D31	Northwestern State	14	4-5	0-0	0-0	2-3-5	0	0	0	3	3	8
J3	at Missouri (7)	8	0-1	0-0	0-0	0-2-2	2	0	0	0	0	0
J7	Kansas (14)	17	1-2	0-0	0-2	2-0-2	1	0	1	1	0	2
J9	at Oklahoma State	2	0-1	0-0	0-0	0-0-0	0	0	0	0	0	0
J14	Kansas State (18)	11	1-1	0-0	0-0	0-0-0	2	0	0	0	1	2
J17	Texas Tech	10	0-1	0-0	0-0	2-2-4	1	0	1	1	1	0
J21	at Texas A&M	11	2-2	0-0	0-0	2-2-4	3	0	0	1	1	4
J24	Baylor (6)	6	1-1	0-0	0-0	1-1-2	1	1	0	0	0	2
J28	at Kansas State (22)	17	2-3	0-0	0-0	1-2-3	4	0	0	0	0	4
F1	at Kansas (8)	19	0-1	0-0	1-2	1-5-6	4	0	0	0	1	1
F4	Iowa State											
F6	Missouri											
F11	at Texas Tech											
F14	Texas											
F18	at Iowa State											
F22	Oklahoma State											
F25	at Baylor											
F29	at Texas											
M3	Texas A&M											

* Starter

WASHINGTON'S CAREER HIGHS

Points	9 (twice)
Field Goals	4 (twice)
Field Goal Attempts	6 (three times)
3-Point Field Goals	None
3-Point Field Goal Attempts	None
Free Throws Made	4 (twice)
Free Throw Attempts	6 vs. Sacramento State (12/21/10)
Rebounds	12 vs. South Carolina State (12/21/11)
Assists	3 vs. Coppin State (11/18/11)
Blocked Shots	3 (twice)
Steals	3 vs. Northwestern State (12/31/11)
Minutes Played	25 vs. Texas Tech (3/2/11)



13 JAMES FRASCHILLA

5-10, 142, FRESHMAN, GUARD
DALLAS, TEXAS
(HIGHLAND PARK HS)

PTS	REB	AST	MIN
0.3	0.1	0.0	1.3

FRASCHILLA GAME BY GAME IN 2011-12

Date	Opponent	MIN	FG	3FG	FT	O-D-T	PF	A	TO	B	S	TP
N11	Idaho State					DNP						
N18	Coppin State	2	0-0	0-0	0-0	0-0-0	1	0	0	0	0	0
N24	vs. Washington State					DNP						
N25	vs. Santa Clara					DNP						
N27	vs. Saint Louis					DNP						
D2	Sacramento State					DNP						
D8	Oral Roberts	0+	0-0	0-0	0-0	0-0-0	0	0	0	0	0	0
D10	Arkansas	1	0-0	0-0	0-0	0-0-0	0	0	0	0	0	0
D17	vs. Houston					DNP						
D21	South Carolina State	2	1-2	0-0	0-0	1-0-1	1	0	0	0	0	2
D29	at Cincinnati					DNP						
D31	Northwestern State	1	0-0	0-0	0-0	0-0-0	0	0	0	0	0	0
J3	at Missouri (7)	2	0-0	0-0	0-0	0-0-0	0	0	0	0	0	0
J7	Kansas (14)	1	0-0	0-0	0-0	0-0-0	0	0	0	0	0	0
J9	at Oklahoma State					DNP						
J14	Kansas State (18)					DNP						
J17	Texas Tech					DNP						
J21	at Texas A&M					DNP						
J24	Baylor (6)					DNP						
J28	at Kansas State (22)					DNP						
F1	at Kansas (8)	2	0-0	0-0	0-0	0-0-0	0	0	0	0	0	0
F4	Iowa State											
F6	Missouri											
F11	at Texas Tech											
F14	Texas											
F18	at Iowa State											
F22	Oklahoma State											
F25	at Baylor											
F29	at Texas											
M3	Texas A&M											

* Starter

FRASCHILLA'S CAREER HIGHS

Points	2 vs. South Carolina State (12/21/11)
Field Goals	1 vs. South Carolina State (12/21/11)
Field Goal Attempts	2 vs. South Carolina State (12/21/11)
3-Point Field Goals	None
3-Point Field Goal Attempts	None
Free Throws Made	None
Free Throw Attempts	None
Rebounds	1 vs. South Carolina State (12/21/11)
Assists	None
Blocked Shots	None
Steals	None
Minutes Played	2 (four times)



14 CARL BLAIR

6-2, 205, JUNIOR, GUARD
HOUSTON, TEXAS
(UNIVERSITY OF NEW ORLEANS)

PTS	REB	AST	MIN
3.8	2.1	2.9	16.2

BLAIR GAME BY GAME IN 2011-12


Date	Opponent	MIN	FG	3FG	FT	O-D-T	PF	A	TO	B	S	TP
N11	Idaho State	*27	3-7	3-6	3-6	0-6-6	4	5	2	0	0	12
N18	Coppin State	12	2-3	2-3	0-0	0-0-0	3	4	4	0	1	6
N24	vs. Washington State	6	0-1	0-1	0-0	0-0-0	1	0	3	0	0	0
N25	vs. Santa Clara	13	0-1	0-0	2-2	0-0-0	2	2	3	0	1	2
N27	vs. Saint Louis	17	1-4	1-2	0-0	0-1-1	0	1	4	0	2	3
D2	Sacramento State	17	1-3	1-3	2-2	3-2-5	0	3	1	0	1	5
D8	Oral Roberts	13	1-1	0-0	0-1	0-0-0	1	3	2	0	0	2
D10	Arkansas	14	0-1	0-0	3-4	0-2-2	1	2	1	0	2	3
D17	vs. Houston	13	0-1	0-0	0-0	1-1-2	1	2	1	0	1	0
D21	South Carolina State	19	1-4	1-3	0-0	1-1-2	2	5	2	0	1	3
D29	at Cincinnati	13	0-0	0-0	0-0	0-1-1	2	1	2	0	2	0
D31	Northwestern State	17	0-1	0-0	2-3	0-2-2	3	6	3	1	1	2
J3	at Missouri (7)	11	0-1	0-1	2-2	0-0-0	2	1	2	0	0	0
J7	Kansas (14)	12	2-3	1-1	6-6	0-0-0	1	3	1	0	2	11
J9	at Oklahoma State	30	6-16	2-7	6-7	3-7-10	3	2	4	0	5	20
J14	Kansas State (18)	*30	1-8	1-4	2-4	0-3-3	2	5	0	0	3	5
J17	Texas Tech	*22	0-3	0-3	0-0	0-2-2	1	4	2	0	2	0
J21	at Texas A&M	*10	0-2	0-2	0-0	1-2-3	3	3	2	0	1	0
J24	Baylor (6)	9	1-1	0-0	0-0	0-1-1	1	1	2	0	1	2
J28	at Kansas State (22)	20	0-2	0-1	2-2	0-2-2	2	5	1	1	4	2
F1	at Kansas (8)	15	0-2	0-0	0-0	1-2-3	0	3	2	0	1	0
F4	Iowa State											
F6	Missouri											
F11	at Texas Tech											
F14	Texas											
F18	at Iowa State											
F22	Oklahoma State											
F25	at Baylor											
F29	at Texas											
M3	Texas A&M											

* Starter

BLAIR'S CAREER HIGHS

Points23 vs. Arkansas State (2/6/10*)
Field Goals6 (five times)
Field Goal Attempts16 vs. Oklahoma State (1/9/12)
3-Point Field Goals3 (twice)
3-Point Field Goal Attempts7 (four times)
Free Throws Made9 (four times)
Free Throw Attempts13 vs. Colorado (1/22/11)
Rebounds11 vs. Florida International (1/2/10)
Assists11 (twice)
Blocked Shots1 (four times)
Steals5 vs. Oklahoma State (1/9/12)
Minutes Played40 (twice*)

* At University of New Orleans



15 TYLER NEAL

6-7, 227, SOPHOMORE, FORWARD
OKLAHOMA CITY, OKLA.
(PUTNAM CITY WEST HS)

PTS	REB	3FG%	MIN
4.2	2.4	.356	14.0

NEAL GAME BY GAME IN 2011-12

Date	Opponent	MIN	FG	3FG	FT	O-D-T	PF	A	TO	B	S	TP
N11	Idaho State	15	2-3	0-0	0-0	4-3-7	1	1	2	0	1	4
N18	Coppin State	18	3-8	3-6	0-0	1-2-3	3	1	1	0	0	9
N24	vs. Washington State	13	0-1	0-1	2-2	0-3-3	2	0	0	1	0	2
N25	vs. Santa Clara	8	1-2	1-2	0-0	0-2-2	2	0	0	0	0	3
N27	vs. Saint Louis	16	1-2	1-2	4-4	1-0-1	1	0	0	0	1	7
D2	Sacramento State	19	3-7	2-5	0-0	0-3-3	1	1	2	0	0	8
D8	Oral Roberts	19	1-1	1-1	2-2	0-3-3	1	1	2	0	2	5
D10	Arkansas	28	5-9	4-8	4-4	0-5-5	3	4	1	0	0	18
D17	vs. Houston	23	2-4	1-3	4-5	2-4-6	3	1	1	0	2	9
D21	South Carolina State	17	1-7	0-3	1-2	0-2-2	1	1	1	0	2	3
D29	at Cincinnati	21	3-8	2-6	0-1	1-4-5	5	0	1	0	0	8
D31	Northwestern State	14	1-1	0-0	0-0	0-1-1	2	0	3	0	0	2
J3	at Missouri (7)	14	0-3	0-1	0-0	0-0-0	2	1	2	0	0	0
J7	Kansas (14)	9	0-1	0-1	1-2	0-0-0	0	0	1	1	1	1
J9	at Oklahoma State	21	0-3	0-2	0-0	5-2-7	3	0	1	0	2	0
J14	Kansas State (18)	6	1-1	1-1	1-2	0-0-0	1	1	2	0	0	4
J17	Texas Tech	8	1-2	0-1	0-0	0-0-0	0	0	1	0	0	2
J21	at Texas A&M	8	0-2	0-2	0-0	0-1-1	0	0	1	0	0	0
J24	Baylor (6)	7	0-0	0-0	0-0	0-0-0	0	1	0	0	0	0
J28	at Kansas State (22)	2	0-0	0-0	0-0	0-1-0	0	0	2	0	0	0
F1	at Kansas (8)	7	2-3	0-0	0-0	0-1-1	0	1	0	0	0	4
F4	Iowa State											
F6	Missouri											
F11	at Texas Tech											
F14	Texas											
F18	at Iowa State											
F22	Oklahoma State											
F25	at Baylor											
F29	at Texas											
M3	Texas A&M											

* Starter

NEAL'S CAREER HIGHS

Points18 vs. Arkansas (12/10/12)
Field Goals5 vs. Arkansas (12/10/12)
Field Goal Attempts9 vs. Arkansas (12/10/12)
3-Point Field Goals4 vs. Arkansas (12/10/12)
3-Point Field Goal Attempts8 vs. Arkansas (12/10/12)
Free Throws Made6 vs. Virginia (11/23/10)
Free Throw Attempts6 (three times)
Rebounds7 (three times)
Assists4 vs. Arkansas (12/10/12)
Blocked Shots1 (four times)
Steals2 (four times)
Minutes Played28 (twice)



21 CAMERON CLARK

6-6, 198, SOPHOMORE, GUARD
SHERMAN, TEXAS
(SHERMAN HS)

PTS	REB	AST	MIN
8.2	3.7	1.4	25.3

CLARK GAME BY GAME IN 2011-12

Date	Opponent	MIN	FG	3FG	FT	O-D-T	PF	A	TO	B	S	TP
N11	Idaho State	*22	1-10	0-3	0-2	1-2-3	2	0	1	0	2	2
N18	Coppin State	*20	2-8	0-0	0-0	1-3-4	1	4	1	2	1	4
N24	vs. Washington State	*29	5-9	0-1	1-3	1-1-2	2	1	2	0	1	11
N25	vs. Santa Clara	*26	3-10	0-0	5-6	2-0-2	3	1	2	0	0	11
N27	vs. Saint Louis	*28	7-13	0-0	0-2	3-3-6	3	1	2	1	0	14
D2	Sacramento State	*26	7-12	3-5	1-2	0-3-3	1	3	0	3	2	18
D8	Oral Roberts	*30	5-8	2-2	4-6	1-7-8	2	2	2	0	0	16
D10	Arkansas	*13	0-3	0-1	0-0	0-1-1	2	3	1	0	0	0
D17	vs. Houston	*26	6-11	0-1	2-2	0-2-2	3	0	4	0	0	14
D21	South Carolina State	*26	4-10	0-0	0-0	1-1-2	0	1	1	2	1	8
D29	at Cincinnati	*21	0-7	0-0	0-0	0-2-2	2	3	1	0	0	0
D31	Northwestern State	*30	1-5	0-0	2-2	1-8-9	3	0	3	0	0	4
J3	at Missouri (7)	*28	2-7	0-0	4-4	1-0-1	0	3	0	0	0	8
J7	Kansas (14)	*30	2-4	0-0	5-5	0-5-5	1	1	2	0	0	9
J9	at Oklahoma State	*14	2-7	0-0	0-0	1-6-7	4	3	0	0	1	4
J14	Kansas State (18)	14	4-6	0-0	2-2	0-3-3	0	0	2	0	2	10
J17	Texas Tech	23	3-9	0-0	4-6	0-3-3	0	0	1	0	2	10
J21	at Texas A&M	35	3-8	0-0	1-2	0-3-3	4	2	2	0	0	7
J24	Baylor (6)	*32	4-10	0-1	0-0	0-1-1	4	0	1	0	1	8
J28	at Kansas State (22)	*28	5-9	0-0	1-3	3-3-6	1	1	2	0	1	11
F1	at Kansas (8)	*30	2-6	0-0	0-0	1-4-5	3	0	2	0	0	4
F4	Iowa State											
F6	Missouri											
F11	at Texas Tech											
F14	Texas											
F18	at Iowa State											
F22	Oklahoma State											
F25	at Baylor											
F29	at Texas											
M3	Texas A&M											

* Starter

CLARK'S CAREER HIGHS

Points	26 vs. Central Arkansas (12/30/10)
Field Goals	11 vs. Baylor (2/2/11)
Field Goal Attempts	19 vs. Baylor (2/2/11)
3-Point Field Goals	4 vs. Central Arkansas (12/30/10)
3-Point Field Goal Attempts	7 vs. Baylor (2/2/11)
Free Throws Made	6 vs. Oklahoma State (3/5/11)
Free Throw Attempts	7 vs. Oklahoma State (3/5/11)
Rebounds	11 vs. Coppin State (11/12/10)
Assists	4 (twice)
Blocked Shots	3 vs. Sacramento State (12/2/11)
Steals	3 vs. Oral Roberts (12/11/10)
Minutes Played	44 vs. Iowa State (1/29/11)



24 ROMERO OSBY

6-8, 232, JUNIOR, FORWARD
MERIDIAN, MISS.
(MISSISSIPPI STATE UNIVERSITY)

PTS	REB	FG%	MIN
12.3	8.0	.477	29.9

OSBY GAME BY GAME IN 2011-12

Date	Opponent	MIN	FG	3FG	FT	O-D-T	PF	A	TO	B	S	TP
N11	Idaho State	*31	5-9	1-1	6-7	6-4-10	3	4	2	2	1	17
N18	Coppin State	*22	4-8	0-0	3-4	4-6-10	0	0	0	1	1	11
N24	vs. Washington State	*26	3-7	1-2	2-2	2-4-6	2	0	0	0	0	9
N25	vs. Santa Clara	*32	3-8	0-1	3-4	3-7-10	2	1	3	1	0	9
N27	vs. Saint Louis	*24	6-13	0-1	2-4	4-2-6	3	0	1	0	0	14
D2	Sacramento State	*23	4-5	0-0	0-0	2-2-4	0	3	1	0	1	8
D8	Oral Roberts	*21	3-4	0-1	1-2	4-3-7	5	0	1	2	0	7
D10	Arkansas	*32	2-5	0-0	6-6	2-5-7	0	2	2	2	0	10
D17	vs. Houston	*19	2-11	0-0	1-2	5-5-10	2	0	1	1	1	5
D21	South Carolina State	*27	4-13	0-0	2-6	4-14-18	1	1	1	1	3	10
D29	at Cincinnati	*38	6-10	0-0	0-0	2-10-12	1	0	1	0	0	12
D31	Northwestern State	*31	8-13	0-0	2-2	0-5-5	1	0	0	2	0	18
J3	at Missouri (7)	*32	3-7	0-1	0-0	0-3-3	2	1	0	1	1	6
J7	Kansas (14)	*29	3-8	0-0	3-4	4-5-9	1	0	5	0	0	9
J9	at Oklahoma State	*38	8-17	1-1	1-5	6-4-10	3	1	2	1	1	18
J14	Kansas State (18)	*28	6-8	0-1	6-6	2-4-6	4	0	3	0	1	18
J17	Texas Tech	*32	4-7	0-0	7-8	2-6-8	3	0	1	5	1	15
J21	at Texas A&M	*35	8-10	0-0	2-4	3-2-5	4	2	2	1	0	18
J24	Baylor (6)	*38	5-11	0-1	6-7	5-6-11	2	0	1	2	1	16
J28	at Kansas State (22)	*37	2-9	0-0	5-7	2-1-3	4	0	3	2	2	9
F1	at Kansas (8)	*32	6-16	1-1	6-7	3-4-7	4	2	2	1	0	19
F4	Iowa State											
F6	Missouri											
F11	at Texas Tech											
F14	Texas											
F18	at Iowa State											
F22	Oklahoma State											
F25	at Baylor											
F29	at Texas											
M3	Texas A&M											

* Starter

OSBY'S CAREER HIGHS

Points	19 vs. Kansas (2/1/12)
Field Goals	8 (three times)
Field Goal Attempts	17 vs. Oklahoma State (1/9/12)
3-Point Field Goals	2 (five times)
3-Point Field Goal Attempts	3 (seven times)
Free Throws Made	7 (twice)
Free Throw Attempts	10 vs. Texas Tech (11/29/08*)
Rebounds	18 vs. South Carolina State (12/21/11)
Assists	4 (three times)
Blocked Shots	5 vs. Texas Tech (1/17/12)
Steals	3 (twice)
Minutes Played	38 (four times)

* At Mississippi State



31 BARRY HONORÉ

6-7, 270, SENIOR, FORWARD
GARLAND, TEXAS
(SOUTHERN UNIVERSITY)

PTS	REB	BLK	MIN
0.8	1.0	0.5	4.9


HONORÉ GAME BY GAME IN 2011-12

Date	Opponent	MIN	FG	3FG	FT	O-D-T	PF	A	TO	B	S	TP
N11	Idaho State	5	1-1	0-0	0-0	0-0-0	0	0	0	2	0	2
N18	Coppin State	8	0-0	0-0	2-2	2-1-3	0	0	1	1	0	2
N24	vs. Washington State	1	0-0	0-0	0-0	0-0-0	0	0	0	0	0	0
N25	vs. Santa Clara	2	0-0	0-0	0-0	0-0-0	1	0	1	0	0	0
N27	vs. Saint Louis	1	0-0	0-0	0-0	0-0-0	0	0	0	0	0	0
D2	Sacramento State	5	1-3	0-0	0-0	1-0-1	1	0	1	1	0	2
D8	Oral Roberts	3	0-2	0-0	0-0	0-0-0	0	0	0	0	0	0
D10	Arkansas	10	1-1	0-0	0-0	2-1-3	2	0	0	1	0	2
D17	vs. Houston	5	0-0	0-0	0-0	0-0-0	0	0	0	1	0	0
D21	South Carolina State	10	1-1	0-0	0-0	2-0-2	0	0	0	1	0	2
D29	at Cincinnati	2	0-0	0-0	0-0	0-1-1	0	0	0	0	0	0
D31	Northwestern State	12	1-2	0-0	2-4	3-1-4	1	2	1	0	0	4
J3	at Missouri (7)	4	0-1	0-0	0-0	0-0-0	1	0	0	0	0	0
J7	Kansas (14)	7	0-0	0-0	0-1	2-0-2	0	0	1	1	0	0
J9	at Oklahoma State	4	0-0	0-0	0-0	0-0-0	0	0	0	0	0	0
J14	Kansas State (18)					DNP						
J17	Texas Tech	3	0-0	0-0	0-0	0-0-0	1	0	0	0	0	0
J21	at Texas A&M					DNP						
J24	Baylor (6)					DNP						
J28	at Kansas State (22)					DNP						
F1	at Kansas (8)	2	0-1	0-0	0-0	1-0-1	0	0	0	0	0	0
F4	Iowa State											
F6	Missouri											
F11	at Texas Tech											
F14	Texas											
F18	at Iowa State											
F22	Oklahoma State											
F25	at Baylor											
F29	at Texas											
M3	Texas A&M											

* Starter

HONORÉ'S OKLAHOMA HIGHS

Points	6 (twice)
Field Goals	3 (twice)
Field Goal Attempts	4 vs. Texas Southern (11/18/10)
3-Point Field Goals	None
3-Point Field Goal Attempts	1 vs. Texas A&M (1/8/11)
Free Throws Made	2 vs. Northwestern State (12/31/11)
Free Throw Attempts	4 vs. Northwestern State (12/31/11)
Rebounds	4 vs. Northwestern State (12/31/11)
Assists	2 (twice)
Blocked Shots	2 (twice)
Steals	None
Minutes Played	19 vs. Texas Southern (11/18/10)



32 CASEY ARENT

6-10, 227, JUNIOR, CENTER
PENRYN, CALIF.
(SIERRA COLLEGE)

PTS	REB	STL	MIN
1.4	2.2	0.3	7.4

ARENT GAME BY GAME IN 2011-12

Date	Opponent	MIN	FG	3FG	FT	O-D-T	PF	A	TO	B	S	TP
N11	Idaho State	12	1-2	0-0	2-2	1-0-1	1	0	3	0	1	4
N18	Coppin State	13	3-5	0-0	0-0	3-6-9	2	1	1	1	0	6
N24	vs. Washington State	9	1-3	0-0	0-0	2-1-3	0	0	2	1	0	2
N25	vs. Santa Clara	8	1-2	0-0	0-0	1-1-2	2	0	0	0	0	2
N27	vs. Saint Louis	15	1-2	0-0	0-0	1-0-1	3	0	0	0	0	2
D2	Sacramento State	13	0-2	0-0	0-0	1-2-3	1	0	3	0	2	0
D8	Oral Roberts	6	0-3	0-0	0-0	2-0-2	2	0	1	0	0	0
D10	Arkansas	5	0-1	0-0	0-0	0-0-0	2	0	1	0	1	0
D17	vs. Houston					DNP						
D21	South Carolina State	10	2-4	0-0	0-0	4-5-9	2	0	1	0	0	4
D29	at Cincinnati					DNP						
D31	Northwestern State	7	0-0	0-0	2-2	0-1-1	3	0	0	0	0	2
J3	at Missouri (7)	4	0-2	0-0	0-0	1-1-2	1	0	0	0	0	0
J7	Kansas (14)	1	0-0	0-0	0-0	0-0-0	0	0	0	0	0	0
J9	at Oklahoma State	5	0-0	0-0	0-0	0-1-1	0	0	0	0	0	0
J14	Kansas State (18)	5	0-0	0-0	0-0	0-0-0	0	0	0	0	1	0
J17	Texas Tech	6	0-0	0-0	0-0	0-1-1	4	0	0	0	1	0
J21	at Texas A&M	8	2-2	0-0	0-0	2-2-4	2	0	0	0	0	4
J24	Baylor (6)	4	0-0	0-0	0-0	0-0-0	0	0	0	0	0	0
J28	at Kansas State (22)					DNP						
F1	at Kansas (8)	2	0-0	0-0	0-0	0-1-1	0	0	1	0	0	0
F4	Iowa State											
F6	Missouri											
F11	at Texas Tech											
F14	Texas											
F18	at Iowa State											
F22	Oklahoma State											
F25	at Baylor											
F29	at Texas											
M3	Texas A&M											

* Starter

ARENT'S CAREER HIGHS

Points	6 vs. Coppin State (11/18/11)
Field Goals	3 vs. Coppin State (11/18/11)
Field Goal Attempts	5 vs. Coppin State (11/18/11)
3-Point Field Goals	None
3-Point Field Goal Attempts	None
Free Throws Made	2 (twice)
Free Throw Attempts	2 (twice)
Rebounds	9 (twice)
Assists	1 vs. Coppin State (11/18/11)
Blocked Shots	1 (twice)
Steals	2 vs. Sacramento State (12/2/11)
Minutes Played	15 vs. Saint Louis (11/27/11)

ROSTERS

NUMERICAL

No.	Name	Pos.	Cl.	Ht.	Wt.	Hometown (Last School)
1	Sam Grooms	G	Jr.	6-1	203	Greensboro, N.C. (Chipola College [Fla.])
2	Steven Pledger**	G	Jr.	6-4	222	Chesapeake, Va. (Atlantic Shores Christian School)
3	T.J. Franklin^	G	Sr.	5-11	175	Fort Worth, Texas (North Crowley HS)
4	Andrew Fitzgerald**	F	Jr.	6-8	247	Baltimore, Md. (Brewster Academy [N.H.])
5	C.J. Washington*	F	Sr.	6-7	230	Stringtown, Okla. (Connors State JC)
12	Jarrold Kruger#	G	So.	6-1	174	Topeka, Kan. (Kansas State University)
13	James Fraschilla^	G	Fr.	5-10	142	Dallas, Texas (Highland Park HS)
14	Carl Blair*	G	Jr.	6-2	205	Houston, Texas (University of New Orleans)
15	Tyler Neal*	F	So.	6-7	227	Oklahoma City, Okla. (Putnam City West HS)
21	Cameron Clark*	G	So.	6-6	198	Sherman, Texas (Sherman HS)
22	Amath M'Baye#	F	Jr.	6-9	214	Bordeaux, France (University of Wyoming)
24	Romero Osby	F	Jr.	6-8	232	Meridian, Miss. (Mississippi State University)
31	Barry Honoré*^	F	Sr.	6-7	270	Garland, Texas (Southern University)
32	Casey Arent	C	Jr.	6-10	227	Penryn, Calif. (Sierra College)

ALPHABETICAL

No.	Name	Pos.	Cl.	Ht.	Wt.	Hometown (Last School)
32	Casey Arent	C	Jr.	6-10	227	Penryn, Calif. (Sierra College)
14	Carl Blair*	G	Jr.	6-2	205	Houston, Texas (University of New Orleans)
21	Cameron Clark*	G	So.	6-6	198	Sherman, Texas (Sherman HS)
4	Andrew Fitzgerald**	F	Jr.	6-8	247	Baltimore, Md. (Brewster Academy [N.H.])
3	T.J. Franklin^	G	Sr.	5-11	175	Fort Worth, Texas (North Crowley HS)
13	James Fraschilla^	G	Fr.	5-10	142	Dallas, Texas (Highland Park HS)
1	Sam Grooms	G	Jr.	6-1	203	Greensboro, N.C. (Chipola College [Fla.])
31	Barry Honoré*^	F	Sr.	6-7	270	Garland, Texas (Southern University)
12	Jarrold Kruger#	G	So.	6-1	174	Topeka, Kan. (Kansas State University)
22	Amath M'Baye#	F	Jr.	6-9	214	Bordeaux, France (University of Wyoming)
15	Tyler Neal*	F	So.	6-7	227	Oklahoma City, Okla. (Putnam City West HS)
24	Romero Osby	F	Jr.	6-8	232	Meridian, Miss. (Mississippi State University)
2	Steven Pledger**	G	Jr.	6-4	222	Chesapeake, Va. (Atlantic Shores Christian School)
5	C.J. Washington*	F	Sr.	6-7	230	Stringtown, Okla. (Connors State JC)

* Letters earned at Oklahoma

^ Walk-on

Sitting out the 2011-12 season due to NCAA transfer rules

STAFF

Head Coach: Lon Kruger (Kansas State '75)

Assistant Coaches:

Chris Crutchfield (Nebraska-Omaha '92)

Steve Henson (Kansas State '90)

Lew Hill (Wichita State '88)

Director of Operations:

Mike Shepherd (Kansas State '92)

Video Coordinator:

Scott Thompson (Mississippi '02)

Director of Student-Athlete Performance:

Jozsef Szendrei (Oklahoma '03)

Trainer: Alex Brown (Appalachian State '79)

PRONUNCIATION GUIDE

Casey **Arent**: ARNT

James **Fraschilla**: frush-SHILL-UH

Barry **Honoré**: ahn-o-RAY

Amath M'Baye: ah-MOTT EM-by

Romero **Osby**: AHZ-bee